



LIFE CYCLE IMPACTS OF FOREST MANAGEMENT AND BIOENERGY PRODUCTION

DR. JIM BOWYER

DR. JEFF HOWE
KATHRYN FERNHOLZ
DR. STEVE BRATKOVICH
DR. SARAH STAI

19 JULY 2011

DOVETAIL PARTNERS INC.

A Trusted Source of Environmental Information



Life Cycle Impacts of Forest Management and Bioenergy Production

Introduction

The wood provided by forest management has the potential to provide many important energy products. Wood can provide replacements for gasoline and other liquid transportation fuels, heating products, plastics, and a wide range of industrial chemicals. There is great interest today in expanding the use of wood. However, the growing interest in wood energy has resulted in concerns about long-term forest sustainability and the role of forests in carbon mitigation and climate change.

This article provides an overview of forest bioenergy evaluations and a brief summary of the recent report *Life Cycle Impacts of Forest Management and Wood Utilization on Carbon Mitigation: Knowns and Unknowns* (Lippke et al. 2011). This recent report by Lippke et al. is the first to apply systematic life cycle analysis to forest bioenergy development and resulted in a number of key findings, including the following.

- **Managed forests continually accumulate carbon and maintain stable carbon stocks.**
Photosynthesis turns carbon dioxide into solid wood in growing forests. Managed forests with healthy, growing trees maximize the rate of carbon capture, serve as a stable repository for carbon, and provide useful materials that store carbon outside of the forest.
- **Sustainably managed forests are “better than carbon neutral”**
Forests managed for sustainability balance timber outputs with ecosystem needs and social values. Managed forests are considered sustainable if the outputs do not exceed growth and management results in a steady forest inventory over time. Forests absorb carbon dioxide from the atmosphere as they grow and carbon is stored in the wood produced. Wood products from the managed forest result in continued storage of carbon in useful materials outside of the forest. The carbon storage benefits of carbon pools outside of the forest combined with ongoing carbon absorption within the forest produces net carbon benefits that continue to accumulate over time.
- **Carbon dioxide emissions from biomass power are 4% of emissions from coal power**
Life cycle assessment comparing electricity production from biomass versus coal shows an overwhelming emission reduction per unit of electricity produced.

Wood from managed forests is already a widely used and important material. One of the reasons wood is so widely used is because it is renewable and, through responsible management, wood is produced while protecting other forest values. The growing interest in forest bioenergy creates new questions about forest management, and the findings of the recent report by Lippke et al. provide helpful information for evaluating the potential for sustainable bioenergy development.

Forest Bioenergy Considerations

The evaluation of forest bioenergy opportunities occurs in the context of balancing life cycle benefits of using a renewable material with responsible management of diverse forest resources. The following considerations directly relate to the potential life cycle impacts of bioenergy development and the influence on carbon cycles.

◆ **Forests, trees, and the wood they produce are renewable**

Trees are renewable resources. Over 847 billion cubic feet of timber have been harvested from U.S. forests in the past sixty years. This harvest volume is equivalent to a pile of wood measuring 2 miles x 2 miles x 7,600 feet high. Put another way, this is enough wood to create a square foot stack that would reach to the moon and back 334 times!¹ During this same time period, the volume of wood within America's forests *increased* by more than 50 percent. Living tree volumes have increased through forest management, tree growth and renewal.

◆ **Forest management can impact climate mitigation in three ways**

Trees and wood are one-half carbon by weight. Forest management maintains within-forest carbon storage while contributing to new carbon pools in wood products in use. America's forests have built more than 90 million homes. Using forest products also reduces greenhouse gas (GHG) emissions through avoided use of fossil fuel.

◆ **Sustainable forest management balances diverse and critical services**


Forest management provides for water resources, wildlife habitat, recreation, jobs, wood and fiber products and the potential for bioenergy development. Wood is an important construction material in the United States and it is used in making furniture, paper, energy and chemicals. Biomass is also our largest source of renewable energy, accounting for 4% of total energy and 50% of renewable energy².

The Global Carbon Cycle

On a global scale, carbon is stored in various pools (stocks) with dynamic flows (fluxes) between the pools (Figure 1). The largest pools are the atmosphere, the oceans, and the land and plants (including forests and forest products). Substantial movement of carbon between the atmosphere, oceans and land is ongoing in the form of carbon dioxide and methane. These gases are part of the group of compounds known collectively as greenhouse gases (GHGs).³ A much smaller, but one-way, flow of carbon is traceable to the burning of fossil fuels. The GHG releases traceable to fossil fuel combustion shift the carbon cycle balance to one of net emissions. As a result, levels of atmospheric carbon are steadily rising.

Proposed strategies for bringing the global carbon cycle back into balance include establishing new carbon sinks and reducing fossil fuels consumption. Systematic assessment

Figure 1.



(Source: Figure 7.3, [IPCC AR4](#)).

¹ The moon is estimated to average 240,000 miles from the earth. 847 billion cubic feet would form a stack of wood 160,416,667 miles high.

² U.S. Energy Information Administration. 2010. *Annual Energy Review, 2009* Table 1.3 US Energy Consumption by Energy Source, 2009.

³ GHGs (greenhouse gases) are compounds that absorb and emit radiation within the thermal infrared range. These gases, many of which occur naturally in the Earth's atmosphere, blanket the earth and maintain surface temperatures of about 60° F warmer than they otherwise would be. In other words, these gases in proper concentration protect the surface of the earth from the extreme cold of space, but also moderate temperature rise from solar radiation; in short, they enable life as we know it on earth.

shows the potential for forests to play a role in both areas. Increasing the area of forests increases the rate of forest growth and increases the use of wood in long-lived products, resulting in new carbon sinks. Using wood as a source of energy avoids consumption of fossil fuels and associated carbon emissions. Understanding the direct and indirect substitution connections between fossil fuels and forests and the timing of impacts is essential to insure that policy decisions optimize the role of forests in balancing the global carbon cycle.

Life Cycle Analysis

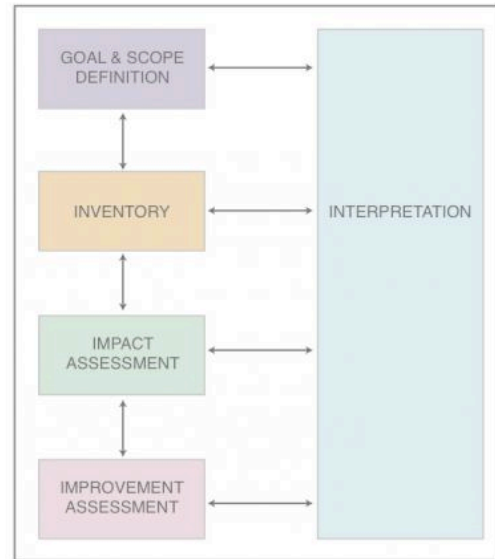
Life cycle analysis, or LCA, provides a mechanism for systematically evaluating the environmental impacts linked to a product or process and in guiding improvement efforts (Figure 2). LCA-based information provides insights into the environmental impacts of raw material and product choices, and maintenance and end-of-product-life strategies. An LCA includes a careful accounting of all the measurable raw material inputs (including energy), product and co-product outputs, and emissions to air, water, and land; this part of an LCA is called a Life Cycle Inventory (LCI). An LCI may deal with product manufacture only or may also include product use, maintenance, and disposal.

Life cycle analysis can also be used to evaluate the consequences of product selection decisions. For example, in considering the impact of choosing wood in a building project, a systematic assessment would examine not only the direct impacts to forests and environmental impacts of wood products manufacturing, but also the indirect effects of using wood products instead of a functionally equivalent volume of alternative materials. Life cycle data for many primary materials are publicly available. In the United States a peer-reviewed source of primary product life cycle data, including GHG emissions, is available through the US Life Cycle Inventory Database.⁴

Forest Management and Carbon Stocks

In many developing nations, deforestation, driven primarily by expansion of agriculture, is a serious concern. In contrast, in most developed nations where agricultural expansion peaked many decades ago, the total forest area is either steady or expanding. The forests in most developed countries are managed such that growth exceeds harvest removals. In the United States, net annual forest growth has for many decades exceeded removals, with the result that timber volume and forest carbon stocks have steadily increased over time. Net forest growth includes accounting for forest loss due to natural disturbance mortality and decay. The relationship between net forest growth and changes in carbon stocks is direct; about one-half the dry weight of wood is carbon.

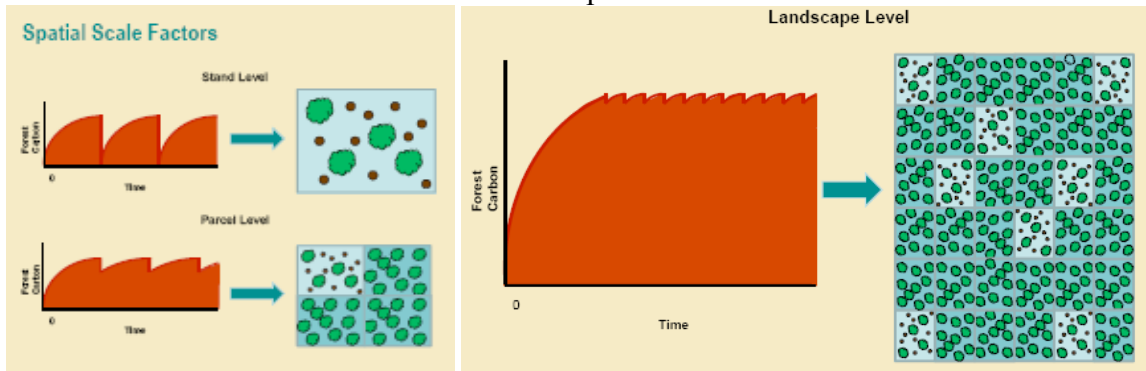
Figure 2. Phases of LCA



Source: Garman, J. (2011) based on ISO 14040.

⁴ National Renewable Energy Laboratory. 2011. U.S. Life Cycle Inventory Database. U.S. Department of Energy. (<http://www.nrel.gov/lci/>)

Figure 3
A Depiction of Forest Carbon in a Sustainably Managed Forest at Stand, Parcel, and Landscape Levels



Source: Colnes (2011)

As at the national level, individual forests or forest management units are typically managed such that removals do not exceed net growth and the result is that a carbon storage equilibrium is maintained over time (Figure 3). Management activities and natural disturbances (e.g., wildfire) may result in forest carbon storage being reduced for a period of time as the forest grows and the carbon equilibrium is reestablished. The same cycle is true at all spatial scales, including the scale of the forest stand level. Forest carbon stocks periodically rise with periods of regeneration and growth, and fall with periodic harvests or disturbance (Figure 3, upper left). In a managed forest the carbon dynamics of a forest are defined by similar treatments progressively applied over a period of time to individual stands across a forested parcel (Figure 3, lower left). Forest management results in a stable average of carbon within any given stand over the long run, and also across the total forest at any point in time. Through forest management there tends to be little change in forest inputs or outputs from year to year at the forest level even though there are periodic changes for an individual stand. As a result, forest carbon in a managed forest tends to be essentially stable, with carbon inputs from growth equaling carbon outputs resulting from harvest, natural mortality, and decay (Figure 3, right). This cycle provides the foundation for the concept of “carbon neutrality,” meaning that carbon is being balanced on an appropriate temporal scale and no additional carbon is being added to the atmosphere.

In all forests, competition between trees, combined with natural aging processes translates to changing dynamics that must be considered in management. Growth rates in young trees and newly established forests tend to be rapid. As trees grow in size and crown closure occurs, competition between trees intensifies, leading to the death of some and enhanced prospects for others. The rates of growth and carbon capture slow as a result of aging, and may even decline at advanced ages due to increasing natural mortality. The reduction in net growth with age is substantial. For instance, in west-side forests in the Pacific Northwest the rate of carbon capture typically falls from as much as 4 tons of carbon per hectare per year (1.6 tons per acre per year) at age 50 to -1 ton per hectare by age 150. Therefore, while older forests can store more carbon (e.g., in large standing trees), the rate at which they remove additional carbon from the atmosphere is substantially lower, will eventually plateau, and can become negative if mortality increases to the point that it exceeds growth (i.e., net growth becomes negative). Research has also found that older forests are often more susceptible to catastrophic disturbance, and unscheduled loss of stored carbon.

In recent years questions have been raised about how carbon stocks in forest soils are impacted by harvesting. Though further research is needed on this topic, studies to date have found that harvesting activity generally has little impact on soil carbon. The studies suggest that carbon-to-nitrogen ratios in the soil, forest floor, and litter remain relatively constant through time. Soil organic carbon on some sites can be increased by fertilization, and soil carbon can be negatively affected when a site is burned through a prescribed fire or due to wildfire. Although there is uncertainty due to variability in soil types and responses, a growing body of literature is indicating that forest management generally can maintain and in some cases enhance soil carbon.

A growing body of literature indicates that forest management generally can maintain and in some cases enhance soil carbon.

A relevant question regarding forest management and its impact on carbon stocks is what happens to carbon contained within trees when they are harvested. U.S. mill survey data gathered in accordance with LCA protocols shows that approximately 50-70 percent of the aboveground biomass in a sustainably managed forest is utilized in manufacturing processes to make solid wood products (lumber, engineered wood products, panels), paper, and energy or energy products. The remaining 30-50 percent, in the form of the tree crown, leaves and needles, dead and broken stems, and forest litter is left to decay along with the roots. Much of the wood converted to products winds up in long-term use, such as in buildings, where the carbon within the wood is stored for as long as a building is in service, and longer if the wood is reused or recycled. The production of paper and other products shifts carbon into shorter-lived carbon pools, with longevity influenced by the degree of recycling and/or landfilling. What this means is that production and use of wood products results in creation of new carbon pools outside the forest.

Commercial forest management involves relatively short rotations (e.g., 30-35 years is common in the southeastern United States and 80-85 years elsewhere) because forest growth slows with age, reducing economic returns. When rotations are extended beyond the period of rapid growth, the volume and value of wood production (and wood product carbon pools) is reduced, and the rate of absorption of carbon from the atmosphere is reduced as well. Viewed from a different perspective, a singular focus on maximizing the quantity of carbon stored in forests often results in minimization of the quantity of carbon moved from the forest for use in products. This strategy reduces the volume of products that can be used to substitute for energy intensive products and similarly reduce long-term storage of carbon within wood products.

Carbon Stocks and Natural Disturbance

Any strategy aimed at storing carbon in forests over long time periods must take into account the reality of aging and increasing natural mortality. Such a strategy also needs to consider the increasing risk of natural disturbance with the passage of time.

Unmanaged forests, including regulated set asides and public forests left for non-timber values, can store considerable quantities of carbon in the absence of natural disturbance (Figure 5). However, at the carrying capacity of the land there is no positive contribution to carbon mitigation. Moreover, there are higher risks of carbon loss due to natural disturbance than in management forests. Forests are susceptible to a range of disturbances including wind,

fire, and disease or insect infestations that are often more severe in untended forests typified by crowding and significant quantities of dead and dying trees. Catastrophic disturbance in such forests can generate very large carbon emissions.

An example of the risks posed by fire comes from the drier interior forested regions of the western U.S. Here, increasing rates of fire are projected due to warmer, drier weather linked to climate change and the presence of extremely dense forests resulting from a century of fire suppression. A recent study suggests that since 2002 higher levels of carbon have been emitted from the national forests in this region than have been removed from the atmosphere by new growth (Oneil and Lippke 2010). It is projected that without more aggressive fire risk reduction treatments, such as thinning to reduce forest stand density and reforestation of previously burned sites, many more forests in this region will become emission sources rather than carbon storage sinks.

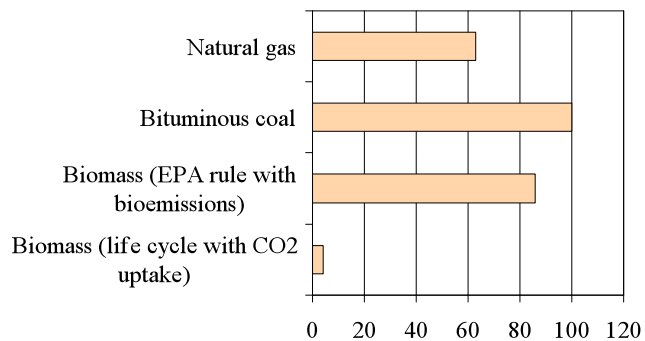
The Substitution Effect

Using wood-derived energy instead of fossil energy results in *avoidance* of non-renewable fossil fuel consumption and associated emissions of GHGs and other compounds. When wood from a sustainably managed forest⁵ is used to generate energy, the only fossil fuel carbon emitted is that used in managing and harvesting forests and transporting the harvested wood. The emissions from fossil fuels used in harvesting amount to about 1-2 percent of the carbon stored in the forest prior to harvest. Carbon emitted in combustion of wood for energy production is offset by ongoing forest growth.

Each type of wood use involves a different impact on carbon stores and displacement of fossil emissions from substitute products. Life cycle information collected in wood processing mills suggests a reduction of approximately 1.2 tons of CO₂ for every 1.0 ton of wood biofuel consumed in place of the typical mix of fossil fuels used in manufacturing. Using data from

the US Life Cycle Inventory database and the US EPA TRACI impact method, a comparison of wood-fired electric generation to coal and natural gas shows that each megajoule of electricity that a woody biomass plant produces generates only 4 percent of the emissions generated by a bituminous coal plant (Figure 4). This finding shows a larger difference in emissions than the results obtained using the EPA rule with bioemissions, a method wherein CO₂ uptake in the wood from the atmosphere is treated the same as if it were mined like a non-renewable resource. This EPA accounting method shows that electricity generation from

Figure 4
Electric Power Plant GHG Emissions
Comparisons



Source: Consortium for Research on Renewable Industrial Materials, unpublished data. (2011)

⁵ Forests managed for sustainability balance timber outputs with ecosystem needs and social values. Managed forests are considered sustainable if the outputs are planned to not exceed growth and management results in a steady forest inventory over time.

biomass would result in 86 percent of the GHG emissions of a coal-fired plant, and 35 percent greater GHG emissions than a natural gas-fueled plant.

There is also a substitution effect when wood products are used in place of products that require more fossil fuel energy to manufacture. Wood is a material produced by trees using solar energy (via photosynthesis) and relatively little additional energy is required to convert wood into useful products. The use of fossil fuels is further avoided as 60-70 percent of the energy used in wood product manufacturing is biomass energy.

Considerable research focused on life cycle impacts of various materials and products has documented the benefits of substituting wood for more energy and fossil fuel intensive products in construction. For instance wood studs can be compared to steel studs, wood joists to steel I-beams, wood walls to concrete walls, and wood floors to concrete slab floors. Using life cycle inventory data to compare a steel floor joist to an engineered wood I-beam shows that, in this case, the use of wood reduces the carbon footprint by almost 10 tons of CO₂ for every ton of wood used (Lippke and Edmonds 2010). The same analysis found that substituting a lumber stud for a steel stud (a less structurally demanding application) reduced the carbon footprint by 2 tons of CO₂ for every ton of wood used. A ton of wood stores approximately 0.4 tons of carbon, equivalent to 1.5 tons of CO₂ over the life of the product, net of processing emissions. A similar analysis shows that replacing a concrete slab with a wood floor reduces the carbon footprint by approximately 3.5 tons of CO₂ for every 1 ton of wood used. A number of studies of such substitutions reveal a meta-average value for wood of 3.9 tons of CO₂ emissions reduction for every dry-ton of wood used to displace other structural materials.

Research has documented the benefits of substituting wood for more energy and fossil fuel intensive products in construction. A number of studies reveal a meta-average value for wood of 3.9 tons of CO₂ emissions reduction for every dry-ton of wood used to displace other structural materials.

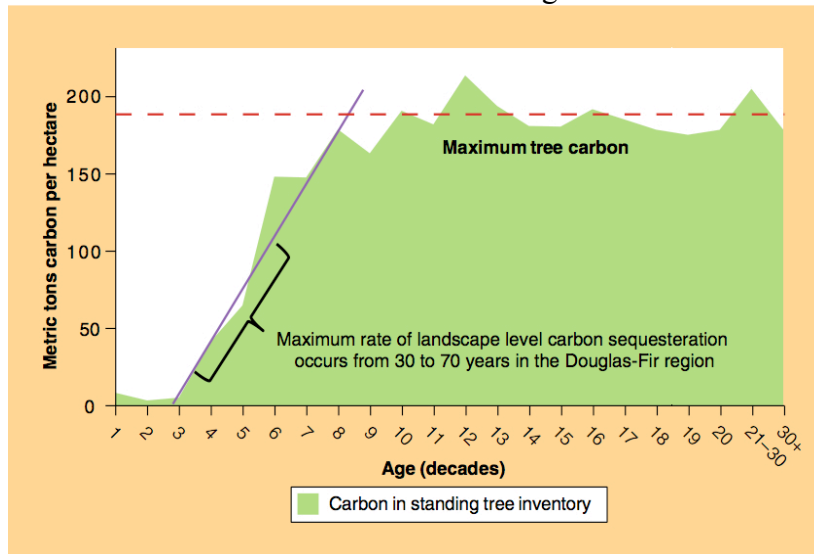
Using life cycle analysis to examine all carbon pools, including substitution, demonstrates that generating energy from biofuels rather than fossil fuels produces a sustainable reduction in atmospheric carbon, a reduction that is cumulative over time. The same is true when using wood from responsibly managed forests to displace fossil-intensive products such as steel and concrete.

Unintended Consequences of No Harvest

The goal of climate mitigation policy is to address overall greenhouse gas emission rates and quantities. Emissions displacement pools resulting from product substitution are as important to climate change as carbon storage pools, and hence both must be measured and considered in crafting climate mitigation policies.

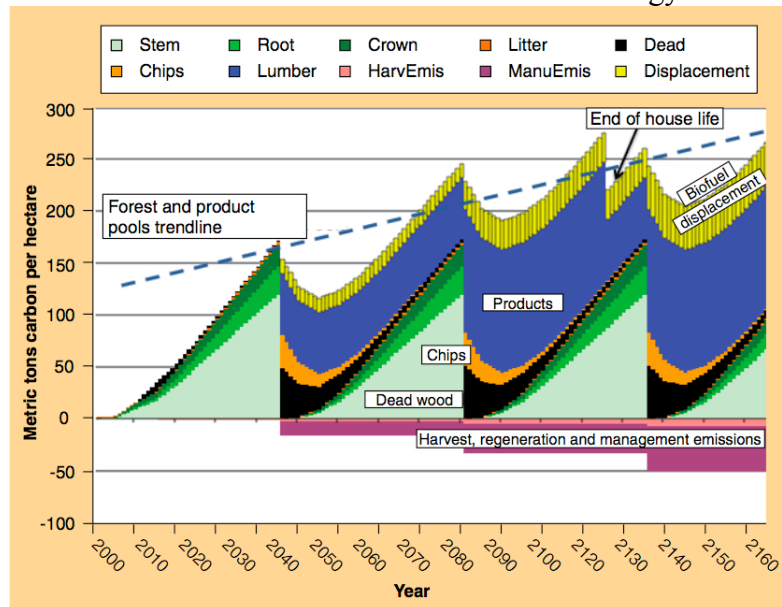
Figures 5 and 6 provide a graphic comparison of the carbon dynamics in forests with and without periodic harvest for products. Both figures are based on data from Douglas-fir forests of the Pacific Northwest. All product related data in Figure 6, including those related to substitution effects, are obtained from life cycle inventory studies for the same region.

Figure 5
Forest-Carbon Growth Rate Decreases with Age in Western Washington



Source: Derived from Bolsinger et al. (1997)

Figure 6
Forest Plus Product-Carbon Pools and Process Energy Emissions



Source: Perez-Garcia et al. (2005)

The data show that carbon storage is lower within managed forests with periodic harvests (Figure 6) than within forests maintained without harvesting (Figure 5). However, the data also show that over time the total carbon pools associated with the managed forest will exceed carbon accumulation in a forest maintained without harvesting. In Figure 6, the various layered segments that appear following the harvesting cycles represent carbon stores in various pools (roots, crowns, litter, dead wood, chips, lumber), with accounting for harvest and manufacturing emissions, and displacement of emissions due to substitution effects. Carbon stored in long-term wood products (blue), and avoidance of carbon emissions by using wood as a substitute for fossil-fuel intensive products like steel or cement (orange), distinguishes managed forests from un-managed forests. Illustrated in Figure 6 is carbon that

remains in the forest (green and black) and carbon emitted from fossil fuel use in the course of harvesting and processing of wood (cranberry). These emissions are partly counterbalanced by the burning of mill residues for energy, a practice that results in avoided emissions (yellow). These evaluations include assumptions of equal soil carbon and rates of decomposition of dead material. In the “forest-plus” scenario (Figure 6) emissions are partially offset by internally generated biofuels and results in a *better* than carbon neutral outcome, producing a sustainable trend *increase* in the integrated forest-plus-product-carbon pools. This “better than carbon neutral trend increase” occurs without including the substitution benefit of using solid wood to displace the use of fossil intensive construction materials.

Forest carbon neutrality (or better than neutrality) is not limited to a regulated, even-aged forest condition. Managing for multi-storied forests or using partial cutting methodologies that set harvest removals equal to growth will provide the same carbon neutral status on a landscape basis or across cutting cycles for individual stands.

Carbon mitigation strategies focused on maximum accumulation of carbon within forests are not realistic when they have been designed with an assumption that carbon stocks will continuously increase over time. The reality is that projections of future forest carbon stocks need to account for the effects of natural aging and the risks of natural disturbance. To provide a truly accurate analysis on which to base decision making, these projections should also include consideration of the opportunity to optimize the rate of forest carbon capture and the creation of forest product carbon pools as a component of a carbon mitigation strategy. In addition, the substitution effect needs to be taken into account as it represents an even larger opportunity to avoid depletion of non-renewable fossil fuels and emissions of fossil carbon.

Projections should include consideration of the opportunity to optimize the rate of forest carbon capture and the creation of forest product carbon pools.

Consider, for example, the findings of a Canadian study that examined the quantity of carbon stored in Ontario’s managed forests and wood products, and the potential for increased storage over a 100 year period (2000-2100) (Colombo et al. 2007). The carbon pool within the forest was projected to increase by almost 7 percent across all forests, with stocks increasing in all types of managed forest as a result of management activities and forest growth. By far the greatest increase in carbon storage, however, was identified as that within wood products flowing from the forest. The study found that the wood products carbon pool opportunity was about five times the amount in forests, a value that does not include avoided emissions.

Policies that focus solely on forest carbon, ignoring carbon storage in harvested wood products and the very real effects of products and materials substitution, risk the unintended consequence of capturing far less carbon than would be possible through implementation of systematic life-cycle science-based solutions.

Controversy Regarding Carbon Pools and Bioenergy

A recent study (Manomet 2010) created a stir when the Boston Globe published an article under the byline “Wood Power Worse Polluter Than Coal.” The report indicated that use of

wood in producing energy can result in an initial “carbon debt” because burning wood releases more CO₂ into the atmosphere per unit of energy than burning fossil fuels (oil, natural gas or coal). However, the report goes on to say that “unlike fossil fuels, forests can grow back and recapture (or sequester) CO₂ from the atmosphere.” As the forest grows back the carbon debt is “paid off,” and thereafter a “carbon dividend” is realized as a forest continues to grow, resulting in increasing greenhouse gas mitigation. In addition, the report acknowledges an immediate carbon benefit when using mill residues to generate power.

Beyond the attention grabbing headline, two aspects of what is known as the *Manomet Report* continue to generate debate: 1) the notion that there is no difference between the carbon released from fossil fuel combustion and the carbon from burning biomass, and 2) claims of an initial carbon debt. Regarding the latter, Lippke et al. weighed in relative to use of forest residuals in electricity generation vs. power generation from natural gas. They point out that equating biomass carbon and fossil carbon can lead to concerns about the immediate release of carbon from burning biomass as opposed to slower releases that occur if biomass is left in the forest and allowed to decompose. On this point they note that “While much has been made about this time sensitivity – that burning wood is worse than letting it decay – the longer term benefits of sustainable wood production displacing fossil fuel emissions rotation after rotation far outweighs any short-term impact.” They also observe that because there is no change in forest carbon over the entire area managed in the course of a harvest rotation, time preferences (and therefore the notion of an initial carbon debt) are not relevant to carbon measures at the forest landscape level. This view is reinforced by another recent study (Strauss 2011) that challenges the debt notion altogether, concluding that what was considered by Manomet as a debt should instead be properly viewed as harvesting a credit of previously accumulated carbon. Strauss found that there is no debt if the forest system from which the biomass is removed has been in growth-to-harvest equilibrium, or has a growth-to-harvest ratio greater than one, and is managed sustainably so that the net stock of biomass does not deplete.

Energy as Only One Product of Sustainable Forest Management

Life cycle research over the last decade has demonstrated the carbon benefits of sustainable forest management. This research demonstrates that forest carbon removals and emissions from wood bioenergy are being offset by sustained capture of carbon in growing forests, and ongoing additions to forest product carbon pools. There is also the substantial benefit of avoidance of carbon emissions through substitution effects.

Removal of wood from forests for bioenergy production must be done carefully and within the boundaries of responsible, sustainable forest management. Sustainable management is the key to realizing carbon benefits over both the short and long term. Constraining the operation of timber markets may reduce economic incentives for maintaining and managing forests as well as creating negative impacts to carbon cycles. The potential for increased energy production from forest biomass is but one piece of a larger picture involving a full range of products and services from sustainably managed forests.

The potential for increased energy production from forest biomass is but one piece of a larger picture involving a full range of products and services from sustainably managed forests.

References

- Bolsinger, C., N. McKay, D. Gedney, and C. Alerich. 1997. Washington's Public and Private Forests. USDA-Forest Service, Resource Bulletin PNW-RB-218, p. 144.
(http://www.fs.fed.us/pnw/publications/pnw_rb218/)
- Colnes, A. 2011. Sustainable Forest Biomass Energy: Carbon, Efficiency, Current Policy, Future Directions. Energy Foundation Strategy Session, St. Paul, MN, February 22-23.
(http://files.eesi.org/colnes_022211.pdf)
- Colombo, S., J. Chen, and M. Ter-Mikaelian. 2007. Carbon Storage in Ontario's Forests, 2000-2100. Ontario Forest Research Institute, Research Information Note No. 6.
(http://www.mnr.gov.on.ca/stdprodconsume/groups/lr/@mnr/@ofri/documents/document/mnr_e005589.pdf)
- Lippke, B. and L. Edmonds. 2010. Environmental Improvement Opportunities from Alternative Wall and Floor Designs. Module I, CORRIM Phase II Final Report, January.
(http://www.corrim.org/pubs/reports/2010/phase2/Module_I.pdf)
- Lippke, B., Oneil, E., Harrison, R., Skog, K., Gustavsson, L., and Sathre, R. 2011. Life Cycle Impacts of Forest Management and Wood Utilization on Carbon Mitigation: Knowns and Unknowns. *Future Science* 2(3): 303-333.
(<http://soilslab.cfr.washington.edu/publications/Lippke-et al-2011-CarbonLifeCycle.pdf>)
- Manomet Center for Conservation Sciences. 2010. Biomass Sustainability and Carbon Policy Study. Prepared for the Commonwealth of Massachusetts, Department of Energy Resources, June.
(<http://www.manomet.org/sites/manomet.org/files/ManometBiomassPressRel06%2009%2010%201630.pdf>)
- Oneil, E. and B. Lippke. 2010. Integrating Products, Emission Offsets and Wildfire into Carbon Assessments of Inland Northwest Forests. *Wood and Fiber Science* 42 (CORRIM Special Issue), pp. 144-164.
(http://www.corrim.org/pubs/reports/2010/swst_vol42/144.pdf)
- Perez-Garcia, J., B. Lippke, J. Cornick, and C. Manriquez. 2005. An Assessment of Carbon Pools, Storage, and Products Market Substitution Using Life-Cycle Analysis Results. *Wood and Fiber Science* 37 (CORRIM Special Issue), pp. 140-148.
(<http://soilslab.cfr.washington.edu/publications/Perez-Garcia.pdf>)
- Song, K. 2011. New Studies Raise Doubts About Greenness of Biomass. *Seattle Times*, March 22. (http://seattletimes.nwsources.com/html/localnews/2014572972_biomass23m.html)
- Strauss, W. 2011. How Manomet Got It Backwards: Challenging the "debt-then-dividend" axiom. *Future Metrics*, May.
(<http://www.futuremetrics.net/papers/Manomet%20Got%20it%20Backwards.pdf>)
- USEPA. 2010. Tool for the Reduction and Assessment of Chemical and Other Environmental Impacts (TRACI). Environmental Protection Agency, Systems Analysis Research Program.
(<http://www.epa.gov/nrmrl/std/sab/traci/>)

This report was prepared by
DOVETAIL PARTNERS, INC.

Dovetail Partners is a 501(c)(3) nonprofit organization that provides authoritative information about the impacts and trade-offs of environmental decisions, including consumption choices, land use, and policy alternatives.

**FOR MORE INFORMATION OR TO REQUEST
ADDITIONAL COPIES OF THIS REPORT, CONTACT**

US AT:

INFO@DOVETAILINC.ORG

WWW.DOVETAILINC.ORG

612-333-0430

© 2011 Dovetail Partners, Inc.

Special Thanks to Our Supporters: This report was produced with support from the National Alliance of Forest Owners and other donations.



DOVETAIL PARTNERS, INC.

528 Hennepin Ave, Suite 703

Minneapolis, MN 55403

Phone: 612-333-0430

Fax: 612-333-0432

www.dovetailinc.org



MANAGING FORESTS FOR CARBON MITIGATION

DR. JIM BOWYER

DR. STEVE BRATKOVICH

MATT FRANK

KATHRYN FERNHOLZ

DR. JEFF HOWE

DR. SARAH STAI

11 OCTOBER 2011

DOVETAIL PARTNERS INC.

A Trusted Source of Environmental Information



Managing Forests for Carbon Mitigation

Introduction

The role of forests in carbon and climate mitigation may seem to be very straightforward. Since trees capture carbon as they grow and forests store massive quantities of it, it is easy to conclude that trees and forests should be treated as carbon sinks and left alone. But this kind of thinking reflects an incomplete understanding of the role of forests in carbon mitigation. In reality, forests have multiple roles to play in carbon mitigation, and forest management can help to optimize those roles. A new report from the Society of American Foresters,¹ based on an extensive review of numerous recent studies of forest carbon relationships, shows that a policy of active and responsible forest management is more effective in capturing and storing atmospheric carbon than a policy of hands-off management that precludes periodic harvests and use of wood products.

While acknowledging that forests have a myriad of values and that it is not appropriate to manage every forested acre with a sole focus on carbon mitigation, the report's authors conclude that national environmental and energy policies need to be based upon a shared understanding of forest carbon benefits. The research identifies four basic premises to establishing effective policies:

1. Energy produced from forest biomass returns carbon to the atmosphere that plants absorbed in the relatively recent past. It essentially results in no net release of carbon as long as overall forest inventories are stable or increasing (as is the case with forests in the United States).
2. Energy derived from burning fossil fuels releases carbon that has resided in the Earth for millions of years, effectively creating a one-way flow to the atmosphere. Whether emissions from fossil fuel combustion are ultimately taken up by land, ocean or forests, they are not returned to fossil fuel reserves on anything less than a geologic time scale.
3. Wood products used in place of more energy-intensive materials, such as metals, concrete, and plastic reduce carbon emissions, store carbon, and can provide additional biomass that can be substituted for fossil fuels to produce energy.
4. Sustainably managed forests can provide greater carbon mitigation benefits than unmanaged forests, while delivering a wide range of environmental and social benefits including timber and biomass resources, jobs and economic opportunities, clean water, wildlife habitat, and recreation.

The report emphasizes that a rational energy and environmental policy framework must be based on the premise that atmospheric greenhouse gas levels are increasing primarily because of the addition of geologic fossil fuel-based carbon into the carbon cycle. Findings indicate that forest

¹ Malmsheimer, R.W., J.L. Bowyer, J.S. Fried, E. Gee, R.L. Izlar, R.A. Miner, I.A. Munn, E. Oneil, and W.C. Stewart. 2011. Managing Forests Because Carbon Matters: Integrating Energy, Products, and Land Management Policy. *Journal of Forestry* 109(7S):S5-S48, October/November.

carbon policy that builds on accumulated scientific knowledge can be an important part of a comprehensive energy policy that reduces fossil fuel consumption and provides carbon mitigation benefits while also delivering a full range of environmental and social benefits, including clean water, wildlife habitat, and recreation. This report provides a summary of the analysis completed by the Society of American Foresters and of the related research reviewed by report authors.

Forest Carbon Stocks and Flows

Forest Carbon Dynamics

About one-half the dry weight of wood is carbon. Carbon is also contained in the bark, branches, roots, and leaves of trees, and within forest litter and soils. In the growth process trees capture carbon dioxide from the atmosphere, combine it with water drawn from the ground, and produce sugars that are then converted into wood. Oxygen is released as a by-product.

Not all the carbon captured by trees ends up as long-term stored carbon. Approximately three-fourths of the carbon fixed by photosynthesis is released through ecosystem respiration.² In forests, about half of the respiration comes from the above-ground vegetation and half from the forest floor and forest soils. The amount of forest floor and soil respiration is proportional to how much woody debris is decomposing on site.

Forests do not accumulate carbon indefinitely. The process of forest renewal and tree growth, competition, aging, and death is ongoing. Eventually, all trees die, and when they do, their carbon moves into other pools (e.g., dead wood, soil, products, atmosphere).

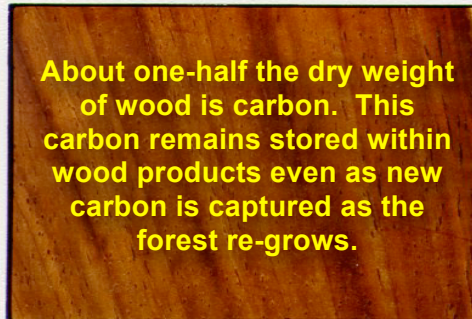
As forests grow they accumulate carbon, and large quantities of it, providing substantial climate benefits. For instance, the rate of net carbon accumulation on highly productive lands in California averages almost 0.6 tons of carbon/acre/year (Fried 2010). However, forests do not accumulate carbon indefinitely. As the average age of trees in forests increases, both carbon inventories and carbon losses to mortality increase (Stinson et al. 2011). Carbon losses from disturbances also accrue over time and are accentuated as live biomass is converted to dead biomass that then slowly releases carbon dioxide as decay occurs. Eventually, all trees die, and when they do, their carbon moves into other pools (e.g., dead wood, soil, products, atmosphere).

The process of tree growth, competition, aging, and death is ongoing. Growing trees compete with one another for light, water, and nutrients. Over time competition between them intensifies, and some die while others thrive. With increasing age the rates of growth and carbon capture slow, and net carbon storage may even decline as a result of increasing natural mortality. Growth declines are inevitable as gross primary productivity³ is reduced by nutrient and other resource limitations, and carbon allocations shift from wood production to respiration (Ryan et al. 2004). Carbon storage decline in forest stands generally begins at 100 to 150 years of age as tree mortality losses increase, although there is variability among species and disturbance intervals.

² Respiration is a process whereby plants and micro-organisms breakdown carbon-containing compounds that results in the release of carbon dioxide.

³ Gross primary productivity is a measure of the total assimilation of energy and nutrients by an organism or a plant community per unit of time.

In Swiss alpine forests storage capacity has been found to peak at about 100 years, after which forests become net emitters of carbon (Schmid et al. 2006). In contrast, 190-year-old and older ponderosa pine forests in central Oregon were found to still be accumulating carbon, although slowly (Law et al. 2003); this study found that some 85% of the woody biomass-based carbon storage in ponderosa pine was in stands older than 100 years, but that there is significant risk of carbon loss from wildfire in these stands. Alaska's Tongass National Forest, where fire is unlikely, holds 8% of the forest carbon in the United States but is approaching a state of no additional carbon sequestration because carbon emissions via microbial respiration nearly equals newly sequestered carbon via photosynthesis (Leighty et al. 2006).



Carbon is stored in the main stems, branches, bark, and roots of trees, in forest litter, and in the shallow and deep soils. Carbon makes up a considerable proportion of wood volume, amounting to about 50% of the moisture-free weight. In 2005–2010, some 24 to 25 billion metric tonnes (t) of carbon were stored in standing trees, forest litter, and other woody debris in U.S. forests, and another 20 to 21 billion t were stored in forest soils and roots (U.S. EPA 2011).

Soil carbon exists in two forms. Organic soil carbon occurs in the topmost layers and represents about 1% to 12% of forest soil carbon (Schlesinger 1997; Fisher et al. 2000; Sollins et al. 2006). Mineral-associated carbon exists at greater depths, accounting for about 90% of all soil carbon, and has the longest residence time (Gaudinski et al. 2000; Fisher et al. 2000; Jobbagy et al. 2000). Mineral-associated carbon can have residence times of hundreds to thousands of years, with carbon in the deep soil (below 1 meter) having the longest residency (Gaudinski et al. 2000; Trumbore 2000).

Natural Disturbance and Forest Carbon

Forests of all types are subject to natural effects of wildfire, windstorms, ice storms, insect and disease infestations, and decay which follows tree aging and death. Average tree age, diameter and forest stocking levels have been increasing nationwide for a number of years. While this forest growth is impressive, the downside of this trend is the resulting rise in natural mortality – a natural consequence of increasing age. These conditions have increased the probabilities of catastrophic losses. In the American West, fire and insects pose a very immediate threat of catastrophic loss of live tree carbon, potentially turning affected forests into carbon emitters.

Fire can be a major cause of carbon loss from forests, but the magnitude of loss depends on fire severity. On time scales relevant to forest carbon offsets, fires can release massive quantities of carbon, adding significant uncertainty to projections of carbon storage (Wiedinmyer and Neff 2007). Intense, stand-replacing fires in heavily stocked forests release a substantial proportion of the carbon stored above-ground, and can be so severe that substantial soil carbon stores are lost and soil structure and nutrient capital destroyed. In part because of a century of fire suppression combined with climatic factors (Littell et al. 2009; McKenzie et al. 2004, 2008), fire is now the dominant disturbance agent in most of the West and is important to consider in virtually every forest management strategy. Even in wet forests along the Pacific coast, areas not normally subject to catastrophic fire events, intense fires have occurred.

Although high-severity wildfire can release significant amounts of carbon from soil pools, the loss can be reduced through well-designed fuel reduction programs based on thinning and prescribed fire. Stephens et al. (2009) accounted for storage in harvested wood products and documented emissions from prescribed fire, thinning treatments, and a combination of both, with and without a subsequent fire. They found that thinning treatments produced fewer emissions than under a non-management strategy for almost any plausible assumption of fire probability, and that the effectiveness of thinning/prescribed fire combinations in reducing carbon emissions increased as the likelihood of fire increased.

Low-severity wildfires and prescribed fires have little effect on soil carbon and may even increase mineral soil carbon through deposition and mixing of partially burned or residual organic matter into the surface mineral soil (Johnson and Curtis 2001; Hatten et al. 2005; Hatten et al. 2008). Conversely, high-severity wildfire decreases soil carbon stocks by 10% to 60% (Baird et al. 1999; Hatten et al. 2008; Bormann et al. 2008). Recovery rates after moderate- to high-severity fire may be similar to a post-harvest scenario, provided soil productivity is not damaged.

Mortality wrought by insects and disease can rival that of fire and is a significant factor in carbon emissions over time in forests across the United States. These agents tend not to reduce dead biomass and soil carbon pools (as does fire). For example, bark beetle outbreaks generate considerable quantities of dead wood but may cause no change in soil respiration rates (Morehouse et al. 2008). The effect of insects and disease on forest carbon over time depends in large part on whether the agent attacks all the tree species in a stand or only a few. As long as unaffected trees are present in significant numbers, the leaf area and growth potential of the site “transfers” to the surviving trees – at least some of the surviving trees claim access to the growing space vacated by trees that succumb. If the dead-tree carbon can be recovered, via salvage harvest for wood products or energy, the effect on stand carbon trajectories would be similar to the effects of a thinning. However, if a stand is a monoculture or an agent attacks all tree species, reversals in carbon storage may be significant, especially if salvage through harvesting is not an option. Some agents, including exotic invasive pests, may have the potential to prevent certain tree species from becoming reestablished at a site. This can represent a longer-term impact, essentially changing the capacity of a site to store carbon unless alternative species with equivalent growth potential are available.

Carbon Implications of Forest Harvesting

Harvesting and Forest/Forest Products Carbon Pools

It is a simple fact that harvesting removes carbon from forests. Despite the near-term impact on forest carbon stores, there are clear benefits of sustainable forest management. Forest management done responsibly helps to:

- ◆ prevent overstocking and reduce risks of catastrophic fire, disease, and insect infestation thereby protecting the long-term carbon storage capacity of forests;
- ◆ capture a portion of what would otherwise be natural mortality and associated release of carbon;
- ◆ create new carbon pools within long-lived forest products; and

- ◆ avoid substantial fossil carbon emissions when wood is used in place of high energy intensity products and materials, or when used as a source of energy in place of fossil fuels.

Forests managed so as to optimize carbon benefits are typically of younger average age than unmanaged forests. These forests sequester carbon rapidly and are managed so as to reduce and capture mortality. Over-crowding and high natural mortality are avoided through thinning, a practice that also enhances growth of remaining trees. Older forests tend to have higher carbon densities than younger forests, but low or near-zero rates of additional carbon sequestration as they reach maturity.



In the United States forest cover has increased and net growth has exceeded removals for more than 70 continuous years, translating to increasing carbon stocks.

Temperate forests worldwide continue to expand as carbon sinks even though large quantities of wood products are removed from these forests annually. The quantity of carbon stored within forest products is continuing to increase as well. In the United States forest cover has increased and net growth has exceeded removals and mortality for more than 70 continuous years, which has resulted in increasing carbon stocks, despite the removal of over 850 *billion* cubic feet of timber during that time frame. The current rate of carbon accumulation in temperate forests may decline, however, if the average age of the forest continues to increase.

The rate of net carbon accumulation in U.S. forests during the period 2005–2007 is estimated to have been 220 million metric tons per year. In addition, carbon continues to accumulate in harvested wood products pools. The annual rate of carbon accumulation within wood products in use and in landfills was estimated at about 28 to 29 million tons during the same 2005-2007 period. This rate of storage in products equates to 12-13% of the rate of sequestration within forests, and 20- 21% of the annual additions to non-soil forest carbon stocks (U.S. EPA 2011). Rates of accumulation in harvested wood products were notably lower in 2008–2010 because of the sharp decrease in overall economic activity and home construction.

Carbon within wood products is stored for the life of the product. Carbon is stored in the structure of homes and other wooden buildings, within furniture, and within a myriad of other long-lived products that contain wood. Across the whole United States, carbon removed from the atmosphere by forest growth or stored in harvested wood products each year is equal to 12% to 19% of annual fossil fuel emissions (Ryan et al. 2010; U.S. EPA 2010).

Harvesting and Soil Carbon

The effect of harvesting and replanting on soil carbon is difficult to generalize, as much depends on the initial soil depth, the depth to which soil is sampled, and the strategies employed following harvesting to replenish the forest. Harvesting and thinning alter soil carbon cycling by

altering the supply of root and litter inputs, disturbing the soil surface, and changing temperature and moisture regimes. These changes all tend to increase respiration rates; however, they also move some forest floor carbon into deeper, mineral soil layers. Measured effects tend to be slight in the short term, with carbon decreases concentrated in the forest floor and near the soil surface. On the other hand, harvesting appears to add to mineral carbon stores or to not affect them.

A few meta-analyses and review papers conclude that the net effect of harvest is a reduction in soil carbon, with forest and soil type determining the magnitude of carbon loss (Johnson and Curtis 2001; Jandl et al. 2007; Nave et al. 2010). Johnson and Curtis, for example, reviewed 26 studies of the impacts of forest harvesting on soil carbon, concluding that forest harvesting, on average, had little or no effect on soil carbon and nitrogen. Jandl et al. (2007) confirmed harvest-related losses of carbon from the organic (upper) layers of soil, but also found that carbon storage capacity within deep soils can be enhanced by increasing forest productivity. Nave et al. (2010), after a review of 432 reported responses of soil carbon to harvesting in temperate forests worldwide reported an 8% average reduction in soil carbon stocks after harvesting, over all forest and soil types studied, noting that the forest floor was the only soil layer to show an overall, significant change in C storage following harvest. They also reported an average increase in deep mineral soil concentrations of 19%. One study found that even whole-tree harvesting for biomass production has little long-term effect on soil carbon stocks if surface soil layers containing organic material are left on site, nutrients are managed, and the site is allowed to regenerate (Powers et al. 2005). Forest thinning and competition control have a much smaller disturbance on soil characteristics and therefore affect soil carbon stocks less.

The impacts of forest harvesting on soil carbon can be different in old forests. Heavy or stand replacement harvesting has been shown to release a great deal of carbon in high-volume old-growth stands where catastrophic losses are unlikely. So much carbon can be released that it may take decades before the new stand demonstrates greater net uptake of carbon than if the old-growth had been left alone (Janisch and Harmon 2002). Such stands, which are found almost exclusively on public lands, are rarely harvested or even actively managed in the United States today. In old forests where catastrophic losses are likely (e.g., in drier forest types where fire or insects cause disturbance and mortality) the carbon calculations are different. In this case, active management can provide carbon benefits.

Reducing tree density and carbon stocks in forests managed for commercial products decreases risks. Management can address the risk of financial and carbon losses due to episodic disturbances, such as wildfires or severe storms. At the same time, management results in increasing carbon storage within wood products. On the other hand, a no-harvest strategy focused on increasing forest stocks can increase the volume of carbon stored in the forest in the near-term. However, a no-harvest strategy can mean missed opportunities for greater carbon mitigation over the longer-term, and also increase the risk of loss. It is important to recognize that forests are living and dynamic systems that undergo change with or without management. Choosing not to manage has its own carbon consequences.

It is important to recognize that forests are living and dynamic systems that undergo change with or without management. Choosing not to manage has its own carbon consequences.

Forest Products, Bioenergy, and the Substitution Effect

Building Products Manufacture and Use

Forests store carbon, and so do wood products. Evaluations of carbon flows show that conversion of wood to useful products can significantly reduce overall societal carbon emissions. To understand the overall forest sector impact on atmospheric carbon, a clear understanding of material and energy flows is needed. Thorough analysis shows that sustainably managed forests can provide a steady flow of forest products, which when substituted for energy intensive and fossil fuel intensive products can help to offset the flow of carbon dioxide from fossil carbon reserves to the atmosphere.

A key factor in the carbon benefits of forest products is that they have lower embodied energy (the amount of energy it takes to make products) than comparable products. The manufacture of forest products is also far less reliant on fossil fuels than other products because forest industries generate much of their energy needs from biomass. As a result, there is a beneficial substitution effect when wood is used in place of other types of building materials. This substitution results in: 1) the consumption of significantly less energy, and considerably less fossil energy, and 2) lower emissions of carbon, and particularly fossil carbon. The magnitude of the substitution effect varies by use and product, but on average every 1 ton of wood used avoids the addition of 2.1 tons of carbon (or 7.7 tons of carbon dioxide) to the atmosphere.

Forest products have lower embodied energy than comparable products. The manufacture of forest products is also far less reliant on fossil fuels than other products. As a result, there is a beneficial substitution effect when wood is used in place of other types of building materials.

The following table (Table 1) is based on a life cycle inventory⁴ comparing the construction of two functionally equivalent wall systems (Edmonds and Lippke 2004). The data illustrates the substitution effect. Shown is consumption of fossil fuels associated with exterior wall designs in a warm-climate (Atlanta area) single family dwelling beginning with raw material extraction and through construction. In this case using concrete, rather than lumber, for construction of the exterior walls of a home results in consumption of 2.5 times the fossil fuel energy and even greater increases in emissions of fossil carbon than when using lumber. The substitution effect of using concrete, rather than wood, can be quantified as a 38 percent increase in total energy consumption, a 150 percent increase in fossil fuel consumption, and greater than 150 percent increases in fossil carbon emissions.

⁴ A life cycle analysis begins with a careful accounting of all the measurable raw material inputs (including energy), product and co-product outputs, and emissions to air, water, and land; this part of an LCA is called a life cycle inventory (LCI).

Table 1
Consumption of Fossil Fuel Energy in Production of Exterior Wall Systems in a
Warm-Climate Home in the U.S. Southeast

	<i>Fossil fuel energy (MJ/ft²)</i>	
	<i>Lumber-framed wall</i>	<i>Concrete wall</i>
Structural components ^a	6.27	75.89
Insulation ^b	8.51	8.51
Cladding ^c	22.31	8.09
Total ^d	37.09	92.49

^a Includes studs and plywood sheathing for the lumber-framed wall design and concrete blocks and studs (used in a furred-out wood stud wall) for the concrete wall design.

^b Includes fiberglass and six-mil polyethylene vapor barrier for both designs.

^c Includes interior and exterior wall coverings. Exterior wall coverings are vinyl (lumber-framed wall design) and stucco (concrete wall design). Interior wall coverings are gypsum for both designs.

^d Includes subtotals from structural, insulation, and cladding categories.

Similar studies have compared other building materials. In comparisons of wood with steel framing with an average recycled content, the manufacture of wood framing has been found to require one-half or less of the total energy, and one-fourth to one-fifth the fossil energy. Similar results are obtained when comparing wood, concrete, aluminum, and plastics. Consequently, there are large differences in emissions of fossil carbon associated with these various materials, with substantially lower carbon emissions linked to production of wood building products than potential substitutes. In addition, the large quantity of carbon stored within wood also sets this material apart from potential substitutes. No other common building material comes close to having the carbon storage capacity of wood.

Energy from Wood

There are direct carbon benefits to the substitution of woody biomass for fossil fuel energy. When the use of fossil fuels is avoided, a greenhouse gas offset occurs when the fossil fuel and associated carbon remains underground and the flow of fossil carbon to the atmosphere is reduced.

Bioenergy (heat and electrical power) production from wood is attractive since only a small amount of fossil fuel is needed to produce bioenergy. Approximately one unit of fossil fuel is needed for every 25 to 50 units of bioenergy (Matthews and Robertson 2005; Börjesson 1996; Boman and Turnbull 1997; McLaughlin and Walsh 1998; Matthews and Mortimer 2000; Malkki and Virtanen 2003). Net carbon emissions from the generation of a unit of electricity from biomass can be 10 to 30+ times lower than emissions from fossil-based electricity generation, depending on the systems and fuel types being compared (Cherubini et al. 2009; Mathews and Robertson 2005; Boman and Turnbull 1997; Mann and Spath 2001; Matthews and Mortimer 2000).

Although energy self-sufficiency is one reason for pursuing the development of woody biomass-to-energy initiatives (EISA 2007), there are other reasons to use woody biomass as an energy source. In the West, wildfire risk is high and increasing, and removing excess biomass to reduce risks is desirable in many cases. Reduction of fire risks while maintaining other forest values often entails removing low-value biomass from the forest, a practice that promotes growth of

higher-value trees for multiple benefits. Without a market for biomass (i.e., for bioenergy and biofuel) the costs of fire risk reduction are prohibitive, reducing greatly the likelihood of action.

Potential advantages notwithstanding, there are concerns that if too many bioenergy and biofuel plants are established, they will not be sustainable over the long run. In response, several states, such as Minnesota, Wisconsin, and Pennsylvania have developed woody biomass removal guidelines to ensure that bioenergy plants can operate sustainably, meeting long-term environmental, ecological and economic needs. Forest certification programs which are widely used in the U.S. provide similar management protocols for fuel harvests.

There can be environmental trade-offs involved in removing harvest residuals where the residuals have value in maintaining site productivity and biodiversity. Studies suggest that the productivity of most sites is largely resilient to removal of harvesting residuals. Documentation of negative effects on site productivity due to biomass removal is rare. However, studies also consistently show neutral or positive impacts on species diversity from forest thinning due to increased structural complexity, but lower abundance of cavity- and open-nesting birds and invertebrates following removal of large quantities of downed coarse woody debris and/or standing snags (Riffell et al. 2011). Effects of harvesting coarse and particularly fine woody debris on other taxa do not appear to be great, although there have been few studies of these practices (Riffell et al. 2011). These results indicate the need for care in the planning and execution of biomass removal.

All things considered, the available supply of biomass for energy, including forestry biomass, depends upon a number of factors. The total amount that is physically available may be limited by environmental, economic, and policy considerations. Even ambiguity in policy language may limit supply; for instance, current federal policy that contains numerous and often conflicting definitions of biomass appears to be hindering policy implementation and development of biomass markets. On the other side of the biomass supply equation, supplies may be increased by continued investments in forest productivity and declining use of traditional forest products. Overriding all of these factors will be preferences of forest landowners who are motivated by both economic reality and sustainability considerations.

Forest Carbon Policies

At the national level, increasing net carbon sequestration rates in forests, using wood products rather than fossil fuel-intensive products, and using forest residues for energy will reduce greenhouse gas (GHG) emissions. While some project-based carbon accounting rules consider the volume of carbon in harvested wood products, none at this point account for avoided emissions through the substitution effect. Unfortunately, rules that ignore or undercount benefits and risks can result in conclusions that encourage less than optimum carbon mitigation practices.

Forestry offset protocols have been created to serve different purposes. Some were created as part of cap-and-trade programs, either mandatory or voluntary, or as part of emissions reduction programs. Others were developed independently but have since been adopted by others. Although the concept of offsets is the same, the number of carbon credits generated for the same project can differ dramatically depending upon the sets of carbon pools allowed and the baseline approach employed.

Forestry offset projects generally can be classified as afforestation, reforestation, forest management, forest conservation, or forest preservation. The estimates of net climate benefits from forest management, conservation, or preservation projects depend largely on the assumptions about the carbon storage and substitution benefits of wood products; this is less true for afforestation and reforestation projects. For an offset project to have any effect on net GHG emissions to the atmosphere, the net amount of carbon sequestered must be additional to what would have occurred anyway. For forest projects, additionality is relatively easy to establish when new trees are planted and maintained but considerably more difficult to demonstrate when based on what did not or will not happen (e.g., “I was going to harvest in 10 years but instead will wait 30 years”). If forest carbon credits are used to permanently offset industrial emissions,

“In the long term, a sustainable forest management strategy aimed at maintaining or increasing forest carbon stocks, while producing an annual sustained yield of timber, fibre or energy from the forest, will generate the largest sustained mitigation benefit.”

*Intergovernmental Panel on Climate Change,
Fourth Assessment Report (2007)*

a forest project must demonstrate permanence by ensuring that initial emissions are balanced by an equivalent amount of new carbon storage over time. However, strict project-level guarantees or insurance increase the cost of forest carbon credits. Also, U.S. forestry projects that increase in-forest carbon sequestration through a short-term reduction in harvests may have national market leakage rates that approach 100% (i.e., virtually all of the reduction in harvest will simply be shifted elsewhere) if harvests from non-project forests are used to meet consumer demand.

Carbon accounting protocols differ greatly in their requirements for monitoring and verification, carbon measurement, and third-party certification. For instance, when six different forest carbon protocols were applied to the same southern pine plantation by Galik et al. (2009), break-even carbon prices (\$/tCO₂e) had a 20-fold range depending on a given protocol’s rules about baseline values, reversals, leakage, and uncertainty. Thus, there is significant potential for confusion, variability, and even fraud in carbon accounting. Moreover, transaction costs per unit of land were found to also vary substantially, by as much as a factor of five.

The measurement challenges and relatively high transaction costs inherent in forest carbon offset systems motivate consideration of other policies that can promote climate benefits from forests without requiring project-specific accounting. For example, market prices for building and energy products that reflect emissions, economic incentives for tree planting, and credible information disclosure on the relative climate impacts of different products could prove more effective at a national scale. This is essentially what was suggested by the Intergovernmental Panel on Climate Change in their Fourth Assessment Report (IPCC 2007): “In the long term, a sustainable forest management strategy aimed at maintaining or increasing forest carbon stocks, while producing an annual sustained yield of timber, fibre or energy from the forest, will generate the largest sustained mitigation benefit.”

Summary

Forests are an integral component of the global carbon cycle and may change in response to climate change. U.S. forest policies can foster responsible management actions that will provide measurable reductions in carbon emissions over time while maintaining forests for

environmental protection and societal benefits, such as timber and non-timber forest products, vibrant rural communities, clean water, and wildlife habitat. Founded on the four premises outlined in the introduction of this report, the essential policy recommendations are:

1. Keep forests as forests and manage appropriate forests for carbon.

Forests provide substantial carbon benefits and retention of forested land is therefore an important component of any carbon mitigation strategy. Active management is also important so as to capture the greatest carbon mitigation potential. Forests undergo change with or without management, and choosing not to manage has its own carbon consequences. Young, healthy forests are carbon sinks. As forests mature, they generally become carbon-cycle neutral or even carbon emission sources because net primary productivity declines, natural mortality increases, and the probability of massive carbon loss increases over time. If a forest is unmanaged, decay of trees killed by natural disturbances—windstorms, fire, ice storms, hurricanes, insect and disease infestations—emits carbon without providing the carbon benefits available through product and energy substitution.

2. Recognize that substantial quantities of carbon are stored in wood products for long periods of time.

Wood is one-half carbon by weight, and it lasts a long time in service—and often for a long time after being retired from service. Placing wood into long term use adds to carbon pools outside the forest, leveraging the carbon capturing ability of forests.

3. The substitution effect is immediate, irreversible, and cumulative and should be recognized in development of policy instruments.

Compared with products made of non-renewable materials, wood products require vastly less fossil fuel–derived energy to produce. As a consequence, when wood products from sustainable managed forests are appropriately substituted for energy intensive alternatives there are very substantial carbon benefits that accumulate over time. The substitution effect similarly applies to production of energy from biomass rather than from fossil fuels.

4. It is imperative in policy development that objective, science-based analyses are used, that holistic thinking that encompasses the full suite of options in forest management be employed, and that particularly close attention be paid to assumptions and models underlying analyses.

Conserving forests for recreational, aesthetic, and wildlife habitat goals has been a strong policy driver in the United States in recent decades. Evidence of increasing losses to disturbances and decreasing rates of carbon accumulation in maturing forests, particularly in the western U.S., suggests that a strategy that precludes management may not produce intended global climate benefits. In assessing policy options, it is important to recognize that tracking the allocation of forest carbon across live and dead trees, understory shrub and herbaceous vegetation, soils, the forest floor, forest litter, harvested wood products, and energy wood is far more difficult than conducting traditional inventories of commercially valuable wood volume. Understanding the dynamics of these allocations, how they are affected by stand age, density, and management, and how they will evolve with climate change is fundamental to fostering the capacity for sustainably managed forests to remove carbon dioxide (CO₂) from the atmosphere.

References

- Baird, M., D. Zabowski and R.L. Everett. 1999. Wildfire effects on carbon and nitrogen in inland coniferous forests. *Plant Soil* 209(2): 233-243.
- Boman, U. R. and J. H. Turnbull. 1997. Integrated biomass energy systems and emissions of carbon dioxide. *Biomass and Bioenergy* 13(6):333-343.
- Börjesson, P. II. 1996. Energy analysis of biomass production and transportation. *Biomass and Bioenergy* 11(4):305-318.
- Bormann, B.T., P.S. Homann, R.L. Darbyshire and B.A. Morrisette. 2008. Intense forest wildfire sharply reduces mineral soil C and N: The first direct evidence. *Canadian Journal of Forest Research* 38(11):2771-2783.
- Cherubini, F., N.D. Birda, A. Cowieb, G. Jungmeiera, B. Schlamadinger and S. Woess-Gallascha, S. 2009. Energy- and greenhouse gas-based LCA of biofuel and bioenergy systems: Key issues, ranges and recommendations. *Resources, Conservation and Recycling* 53:434–447.
- Edmonds, L. and B. Lippke. 2004. Reducing Environmental Consequences of Residential Construction through Product Selection and Design. Consortium for Research on Renewable Industrial Materials, Fact Sheet No. 4 (September).
(http://www.corrim.org/pubs/factsheets/fs_04.pdf)
- Energy Independence and Security Act (EISA) of 2007. Public Law 110-140.
- Fisher, R., D. Binkley, and W. Pritchett. 2000. Ecology and management of forest soils. Wiley.
- Fried, J.S. 2010. Carbon flux on California's National Forests in the aughts*: What can accelerated remeasurement teach us? Presented at the Forest Inventory and Analysis (FIA) Symposium, October 5, 2010, Knoxville, TN. Available at:
(http://pnwfia.info/jfried/presentations/fia_symp_2010_jfried_carbon_flux_presentation.pdf)
- Galik, C.S. and R.B. Jackson. 2009. Risks to forest carbon offset projects in a changing climate. *Forest Ecology and Management* 257: 2209–2216.
- Gaudinski, J.B., S.E. Trumbore, E.A. Davidson and S.H. Zheng. 2000. Soil carbon cycling in a temperate forest: Radiocarbon-based estimates of residence times, sequestration rates and partitioning of fluxes. *Biogeochemistry* 51(1):33-69.
- Gustavsson, L. and R. Sathre. 2006. Variability in energy and carbon dioxide balances of wood and concrete building materials. *Building and Environment* 41:940–951.
- Hatten, J., D. Zabowski, A. Ogden, and W. Theis. 2008. Soil organic matter in a ponderosa pine forest with varying seasons and intervals of prescribed burn. *Forest Ecology and Management* 255(7):2555-2565.
- Hatten, J., D. Zabowski, G. Scherer and E. Dolan. 2005. A comparison of soil properties after contemporary wildfire and fire suppression. *Forest Ecology and Management* 220(1-3):227-241.
- Intergovernmental Panel on Climate Change (IPCC). 2007. Climate Change 2007: Mitigation of Climate Change. Contribution of Working Group III to the Fourth Assessment Report of the IPCC. Metz, B., O.R. Davidson, P.R. Bosch, R. Dave and L.A. Meyer (eds). Cambridge University Press, Cambridge, UK and New York, NY. (for weblink, see following page)

(http://www.ipcc.ch/publications_and_data/publications_ipcc_fourth_assessment_report_wg3_report_mitigation_of_climate_change.htm)

Jandl, R., M. Lindner, L. Vesterdal, B. Bauwens, R. Baritz, F. Hagedorn, D. Johnson, K. Minkinen and K. Byrne. 2007. How strongly can forest management influence soil carbon sequestration? *Geoderma* 137(3-4):253-268.

Janisch, J.E. and M.E. Harmon. 2002. Successional changes in live and dead wood carbon stores: Implications for net ecosystem productivity. *Tree Physiology* 22:77-89.

Jobbagy, E.G. and R.B. Jackson. 2000. The vertical distribution of soil organic carbon and its relation to climate and vegetation. *Ecological Applications* 10(2):423-436.

Johnson, D.W. and P.S. Curtis. 2001. Effects of forest management on soil c and n storage: Meta analysis. *Forest Ecology and Management* 140:227-238.

Law, B.E., O.J. Sun, J. Campbell, S. Van Tuyl and P.E. Thornton. 2003. Changes in carbon storage and fluxes in a chronosequence of ponderosa pine. *Global Change Biol.* 9:510-524.

Leighty, W., S. Hamburg and J. Caouette. 2006. Effects of Management on Carbon Sequestration in Forest Biomass in Southeast Alaska. *Ecosystems* 9:1051-1065.

Littell, J.S., D. McKenzie, D.L. Peterson, and A.L. Westerling. 2009. Climate and wildfire area burned in western U.S. eco-provinces. 1916-2003 *Ecological Applications* 19(4):1003-1021.

Malkki, H. and Y. Virtanen. 2003. Selected emissions and efficiencies of energy systems based on logging and sawmill residues. *Biomass and Bioenergy* 24(4-5):321-327.

Mann, M.K. and P.L. Spath. 2001. A life cycle assessment of biomass cofiring in a coal-fired power plant. *Clean Technologies and Environmental Policy* 3(2):81-91.

Matthews, R.W. and N. D. Mortimer. 2000. Estimation of carbon dioxide and energy budgets of wood-fired electricity generation systems in Britain. In: Robertson, K.A. and Schlamadinger, B., eds. *Bioenergy for mitigation of CO₂ emissions: The power, transportation and industrial sectors. Proceedings of a Workshop organized by International Energy Agency Bioenergy Task 25, 27-30 September 1999, Gatlinburg, USA. Graz: IEA Bioenergy Task 25. pp. 59-78.*

Matthews, R. and K. Robertson. 2005. Answers to ten frequently asked questions about bioenergy, carbon sinks and their role in global climate changes (Second edition). International Energy Agency, IEA Bioenergy Task Group 38: Greenhouse Gas Balances of Biomass and Bioenergy Systems.

(http://www.iea.org/work/2009/bangkok/IEA_Task_38_faq.pdf)

McKenzie, D., Z. Gedalof, D.L. Peterson and P. Mote, P. 2004. Climatic change, wildfire, and conservation. *Conservation Biology* 18(4):890-902.

McKenzie, D., D.L. Peterson, and J. Littell. 2008. Global warming and stress complexes in forests of western North America. In: *Wildland Fires and Air Pollution Issues, Volume 8*. Bytnerowicz, A., Arbaugh, M., Riebau, A., and Andersen, C. (eds), Elsevier. p 319-337.

McLaughlin, S.B. and M.E. Walsh. 1998. Evaluating environmental consequences of producing herbaceous crops for bioenergy. *Biomass Bioenergy* 14: 317-324.

Morehouse, K., T. Johns, J. Kaye and M. Kaye. 2008. Carbon and nitrogen cycling immediately following bark beetle outbreaks in southwestern ponderosa pine forests. *Forest Ecology and Management* 255:2698-2708.

Nave, L., E. Vance, C. Swanston and P. Curtis, P. 2010. Harvest impacts on soil carbon storage in temperate forests. *Forest Ecology and Management* 259(5):857-866.

(http://www.nrs.fs.fed.us/pubs/jrnl/2010/nrs_2010_nave_001.pdf)

Powers, R.F., S.D. Scott, F.G. Sanchez, R.A. Voldseth, D.S. Page-Dumroese, J.D. Elioff, and D.M. Stone. 2005. The North American long-term soil productivity experiment: Findings from the first decade of research. *Forest Ecology & Management* 220(1-3): 31-50.

Riffell, S., J. Verschuyt, D. Miller, D. and T. B. Wigley, T.B. 2011. Biofuel harvests, coarse woody debris, and biodiversity – A meta-analysis. *Forest Ecology and Mgmt* 261:878-887.

Ryan, M.G., D. Binkley, J.H. Fownes, C.P. Giardina and R.S. Senock. 2004. An experimental test of the causes of forest growth decline with stand age. *Ecological Monograph* 74:393-414.

Ryan, M.G., M.E. Harmon, R.A. Birdsey, C.P. Giardina, L.S. Heath, R.A. Houghton, R.B. Jackson, D.C. McKinley, J.F. Morrison, B.C. Murray, D.E. Pataki and K.E. Skog. 2010. A Synthesis of the science on forest and carbon for U.S. Forests. *Issues in Ecology* 13:1-16.

Schmid, S., E. Thuerig, E. Kaufmann, H. Lischke, H. and H. Bugmann, H. 2006. Effect of forest management on future carbon pools and fluxes: A model comparison. *Forest Ecology and Management* 237(1-3):65-82.

Schlesinger, W. 1997. *Biogeochemistry: An analysis of global change*. New York, Academic Press.

Sollins, P., C. Swanston, M. Kleber, T. Filley, M.G. Kramer, S. Crow, B. Caldwell, K. Lajtha, and R. Bowden. 2006. Organic C and N stabilization in a forest soil: Evidence from sequential density fractionation. *Soil Biology and Biochemistry* 38(11):3313-3324.

Stephens, S.L., J.J. Moghaddas, B.R. Hartsough, E.E.Y. Moghaddas and N.W. Clinton. 2009. Fuel treatment effects on stand-level carbon pools, treatment-related emissions, and fire risk in a Sierra Nevada mixed-conifer forest. *Canadian Journal of Forest Research-Revue Canadienne De Recherche Forestiere* 39(8):1538-1547.

Stinson, G., W.A. Kurz, C.E. Smyth, E.T. Neilson, C.C. Dymond, J.M. Metsaranta, C. Boisvenue, G.J. Rampley, Q. Li, T.M. White and D. Blain. 2011. An inventory-based analysis of Canada's managed forest carbon dynamics, 1990 to 2008. *Global Change Biology* 17(6):2227-2244.

Trumbore, S. 2000. Age of soil organic matter and soil respiration: Radiocarbon constraints on belowground C dynamics. *Ecol. Applic.* 10(2): 399-411.

U.S. Environmental Protection Agency (USEPA). 2011. *Inventory of U.S. Greenhouse Gas Emissions and Sinks: 1990-2009*. Washington DC: U.S. Environmental Protection Agency. EPA 430-R-11-005.

Wiedinmyer, C., and J.C. Neff. 2007. Estimates of CO₂ from fires in the United States: implications for carbon management. *Carbon Balance and Management* 2(10): 1-12.

This report was prepared by
DOVETAIL PARTNERS, INC.

Dovetail Partners is a 501(c)(3) nonprofit organization that provides authoritative information about the impacts and trade-offs of environmental decisions, including consumption choices, land use, and policy alternatives.

**FOR MORE INFORMATION OR TO REQUEST
ADDITIONAL COPIES OF THIS REPORT, CONTACT US AT:**

INFO@DOVETAILINC.ORG

WWW.DOVETAILINC.ORG

612-333-0430

© 2011 Dovetail Partners, Inc.

Special Thanks to Our Supporters: This report was produced with support from the National Alliance of Forest Owners and other donations.



DOVETAIL PARTNERS, INC.

528 Hennepin Ave, Suite 703

Minneapolis, MN 55403

Phone: 612-333-0430

Fax: 612-333-0432

www.dovetailinc.org