

September 27, 2023 @ 10:16 am

USEPA – Region II


Regional Hearing Clerk

COMPLIANCE PLAN

FEDERAL LEAD DISCLOSURE RULE

August 17, 2023

Prepared for:



SYRACUSE HOUSING AUTHORITY

516 Burt Street
Syracuse, NY 13202

Prepared by:



8636 Brewerton Road
Cicero, NY 13039

Tel: (315) 698-1438

Fax: (315) 698-1441

www.hseconsultingservices.com

Table of Contents

1.0 INTRODUCTION1
 1.1 Purpose.....1
 1.2 Background.....1
 1.3 Applicability1
2.0 EXEMPTIONS2
3.0 DEFINITIONS.....2
4.0 APPLICABLE CODES AND STANDARDS5
5.0 LESSOR DISCLOSURE REQUIREMENTS5
6.0 CERTIFICATION AND ACKNOWLEDGEMENT OF DISCLOSURE.....6
7.0 CERTIFICATION AND ACKNOWLEDGEMENT INFORMATION RETENTION...6
8.0 LEASE RENEWALS6
9.0 COMPLIANCE VERIFICATION.....7
10.0 SIGNATURES.....7

APPENDICES

APPENDIX 1

SHA Development Detailed Unit Address Lists

APPENDIX 2

Lead Hazard Information Pamphlets (English, Spanish and Somali)

APPENDIX 3

Lessor Disclosure Documentation Forms (English, Spanish and Somali)

APPENDIX 4

Lead Disclosure Rule Compliance Checklist

1.0 INTRODUCTION

1.1 Purpose

HSE Consulting Services, LLC (HSE) has developed the Compliance Plan on behalf of the Syracuse Housing Authority (SHA) to facilitate compliance with Title 40 of the Code of Federal Regulations (C.F.R.), Part 745, Subpart F, hereafter referred to as the Lead Disclosure Rule.

1.2 Background

The Lead Disclosure Rule was developed after the United States Congress passed the Residential Lead-Based Paint (LBP) Hazard Reduction Act of 1992, also known as Title X. Section 1018 of Title X directed the EPA and the United States Department of Housing and Urban Development (HUD) to require disclosure of known information on LBP and LBP hazards before the sale or lease of Target Housing. The Lead Disclosure Rule is also known as HUD Rule 24 CFR Part 35, Subpart A. This requires that potential buyers and renters of housing built prior to 1978 receive certain information about lead and lead hazards in the residence prior to becoming obligated to buy or rent and provides the opportunity for an independent lead inspection for buyers. Sellers, landlords, and agents are responsible for compliance.

1.3 Applicability

This Compliance Plan applies to SHA and the lease of their owned and/or managed Target Housing or Child-occupied Facilities. Current SHA Target Housing developments include the following:

PROJ. NO.	PROJECT NAME / IDENTIFICATION	YEAR BUILT
AMP 70-01 FAM	Pioneer Family 1031-59 S. Townsend St, Syracuse, NY 13202 901-1055 S. McBride Street, Syracuse, NY 13202 1101 S. Townsend Street, Syracuse, NY 13202 1001 Almond Street, Syracuse, NY 13210	1940
AMP 71-04 FAM	Central Village Family 313 E. Raynor Avenue, Syracuse, NY 13202 312 E. Raynor Avenue, Syracuse, NY 13205	1963
AMP 73-02 FAM	James Geddes Family 300 Tully Street, Syracuse, NY 13204 301 Tully Street, Syracuse, NY 13204	1954
AMP 73-03 FAM	James Geddes Family 301 Fabius Street, Syracuse, NY 13204	1961

NOTE: The addresses listed above represent the addresses of record associated with the various tax parcels that comprise the SHA developments covered by this Compliance Plan. Please refer to Appendix 1 for a detailed listing of individual Target Housing units and/or Child-Occupied Facilities associated with each development.

In addition to pre-1978 residential structures or Child-Occupied Facilities, the conversion of any class of property (i.e., commercial, industrial, etc.) constructed prior to 1978 to residential use makes such property subject to the requirements of 40 C.F.R. Part 745 and this Compliance Plan.

This Compliance Plan for Lead Disclosure is not a replacement for compliance with all applicable requirements and there may be additional and different federal, local and state regulations with which SHA must comply.

2.0 EXEMPTIONS

This Compliance Plan is applicable to the leasing of Target Housing, except as follows:

- A. A foreclosure sale of Target Housing
- B. Lease of Target Housing that has been determined to be LBP free by a EPA Certified LBP Inspector or Risk Assessor.
- C. Short-term lease of one hundred (100) calendar days or less where no extension or renewal of the lease can occur.
- D. Renewal of a lease where SHA has previously disclosed all required information, and where no new information has come into the possession of the lessor.

3.0 DEFINITIONS

1. **Abatement:** a measure or set of measures designed to permanently eliminate lead-based paint hazards or lead-based paint. Abatement strategies include the removal of lead-based paint, enclosure, encapsulation, replacement of building components coated with lead-based paint, removal of lead-contaminated dust, and removal of lead-contaminated soil or overlaying of soil with a durable covering such as asphalt (grass and sod are considered interim control measures). All of these strategies require preparation; cleanup; waste disposal; post-abatement clearance testing; recordkeeping; and, if applicable, monitoring. (For full EPA definition, see 40 CFR 745.223).
2. **Agent:** means any party who enters into a contract with a seller or lessor, including any party who enters into a contract with a representative of the seller or lessor, for the purpose of selling or leasing target housing. This term does not apply to purchasers or any purchaser's representative who receives all compensation from the purchaser.
3. **Certified Inspector:** an individual who has successfully completed an accredited training course, passed the Lead Inspector third party examination, and has a current certification to conduct inspections.
4. **Certified Risk Assessor:** an individual who has successfully completed an accredited training course, passed the Lead Risk Assessor third party examination, and has a current certification to conduct risk assessments.
5. **Child-Occupied Facility:** means a building, or portion of a building, constructed prior to 1978, visited regularly by the same child, under 6 years of age, on at least two different days within any week (Sunday through Saturday period), provided that each day's visit lasts at least 3 hours and the combined weekly visits last at least 6 hours, and the combined annual visits last at least 60 hours. Child-occupied facilities may include, but are not limited to, day care centers, preschools, and kindergarten classrooms. Child-occupied facilities may be located in target housing or in public or commercial buildings. With respect to common areas in public or commercial buildings that contain child-occupied facilities, the child-occupied facility encompasses only those common areas that are routinely used by children under age 6, such as restrooms and cafeterias. Common areas that children under age 6 only pass through, such as hallways, stairways, and garages are not included. In addition, with respect

- to exteriors of public or commercial buildings that contain child-occupied facilities, the child-occupied facility encompasses only the exterior sides of the building that are immediately adjacent to the child-occupied facility, or the common areas routinely used by children under age 6.
6. **Common Area:** means a portion of a building generally accessible to all residents/users including, but not limited to, hallways, stairways, laundry and recreational rooms, playgrounds, community centers, and boundary fences.
 7. **Contract for the Purchase and Sale of Residential Real Property:** means any contract or agreement in which one party agrees to purchase an interest in real property on which there is situated one or more residential dwellings used or occupied, or intended to be used or occupied, in whole or in part, as the home or residence of one or more persons.
 8. **Evaluation:** means a risk assessment and/or inspection.
 9. **Housing for the Elderly:** means retirement communities or similar types of housing reserved for households composed of one or more persons 62 years of age or older at the time of initial occupancy.
 10. **Lead:** lead includes metallic lead and inorganic and organic compounds of lead.
 11. **Lead-Based Paint:** any paint, varnish, shellac, or other coating that contains lead equal to or greater than 1.0 mg/cm² as measured by XRF or laboratory analysis, or 0.5 percent by weight (5000 mg/g, 5000 ppm, or 5000 mg/kg) as measured by laboratory analysis, or whatever the most current regulatory definition of lead-based paint is.
 12. **Lead-Based Paint Inspection:** a surface-by-surface investigation to determine the presence of lead-based paint and the provision of a report explaining the results of the investigation. It is performed by a certified inspector or risk assessor.
 13. **Lead-Based Paint Free:** means target housing that has been found to be free of paint or other surface coatings that contain lead equal to or in excess of 1.0 milligrams per square centimeter or 0.5 percent by weight, or whatever the most current regulatory definition of lead-based paint is.
 14. **Lead-Based Paint Hazard:** means any condition that causes exposure to lead from lead-contaminated dust, lead-contaminated soil, or lead-contaminated paint that is deteriorated or present in accessible surfaces, friction surfaces, or impact surfaces that would result in adverse human health effects as established by the appropriate Federal agency.
 15. **Lead-Based Paint Hazard Reduction:** measures designed to reduce or eliminate exposure to lead-based paint hazards, including but not limited to interim controls and abatement.
 16. **Lead Hazard Screen:** a method of determining, in buildings in good condition, whether they should have a full risk assessment. The screen uses fewer samples but more stringent evaluation criteria (standards) than regular risk assessments. Also called a risk assessment screen.
 17. **Lessee:** means any entity that enters into an agreement to lease, rent, or sublease target housing, including but not limited to individuals, partnerships, corporations, trusts, government agencies, housing agencies, Indian tribes, and nonprofit organizations.

18. **Lessor:** means any entity that offers target housing for lease, rent, or sublease, including but not limited to individuals, partnerships, corporations, trusts, government agencies, housing agencies, Indian tribes, and nonprofit organizations.
19. **Owner:** means any entity that has legal title to target housing, including but not limited to individuals, partnerships, corporations, trusts, government agencies, housing agencies, Indian tribes, and nonprofit organizations, except where a mortgagee holds legal title to property serving as collateral for a mortgage loan, in which case the owner would be the mortgagor.
20. **Pamphlet:** EPA pamphlet titled *Protect Your Family from Lead in Your Home*.
21. **Public Housing Agency (PHA):** any State, county, municipality, or other government entity or public body, or agency or instrumentality thereof, authorized to engage or assist in the development or operation of housing for low-income families.
22. **Purchaser:** an entity that enters into an agreement to purchase an interest in Target Housing, including but not limited to individuals, partnerships, corporations, trusts, government agencies, housing agencies, Indian tribes, and nonprofit organizations.
23. **Residential Dwelling:** means
 - (1) A single-family dwelling, including attached structures such as porches and stoops; or
 - (2) A single-family dwelling unit in a structure that contains more than one separate residential dwelling unit, and in which each such unit is used or occupied, or intended to be used or occupied, in whole or in part, as the residence of one or more persons.
24. **Risk Assessment:** means an on-site investigation to determine and report the existence, nature, severity, and location of lead-based paint hazards in residential dwellings, including:
 - (1) Information gathering regarding the age and history of the housing and occupancy by children under age 6;
 - (2) Visual inspection;
 - (3) Limited wipe sampling or other environmental sampling techniques;
 - (4) Other activity as may be appropriate; and
 - (5) Provision of a report explaining the results of the investigation.
25. **Seller:** means any entity that transfers legal title to target housing, in whole or in part, in return for consideration, including but not limited to individuals, partnerships, corporations, trusts, government agencies, housing agencies, Indian tribes, and nonprofit organizations. The term “seller” also includes:
 - (1) An entity that transfers shares in a cooperatively owned project, in return for consideration; and
 - (2) An entity that transfers its interest in a leasehold, in jurisdictions or circumstances where it is legally permissible to separate the fee title from the title to the improvement, in return for consideration.
26. **Target Housing:** means any housing constructed prior to 1978, except housing for the elderly or persons with disabilities (unless any child who is less than 6 years of age resides or is expected to reside in such housing) or any 0-bedroom dwelling.

4.0 APPLICABLE CODES AND STANDARDS

The following is a summary of various codes and standards that may potentially apply to lead-based paint assessment or lead-based paint hazard reduction activities:

- 29 C.F.R. 1910 - General Industry (OSHA)
- 29 C.F.R. 1910 - Subpart I “Personal Protective Equipment” (OSHA)
- 29 C.F.R. 1910 - Subpart Z “Toxic and Hazardous Substances”
- 29 C.F.R. 1910.1025 - Lead, General Industry (OSHA)
- 29 C.F.R. 1926 - Construction Industry
- 29 C.F.R. 1926.62 - “Lead in Construction” (OSHA)
- 29 C.F.R. 1926.1200 - “Hazard Communication”
- 24 C.F.R. 35 Subpart A - “Lead Disclosure Rule” (HUD)
- 40 C.F.R. 745 - Lead-Based Paint Poisoning in Certain Residential Structures (EPA)
- 40 C.F.R. 745 Subpart E - Residential Property Renovation or “Lead Renovation, Repair, and Painting (RRP) Rule (EPA)
- 40 C.F.R. 745 Subpart F - “Lead Disclosure Rule” (EPA)
- 40 C.F.R. 745 Subpart L - Lead-Based paint Activities or “Abatement” Rule (EPA)
- 40 C.F.R. 745 Subchapter R - Toxic Substances Control Act (EPA)
- Residential Lead-Based Paint Hazard Reduction Act of 1992 - Title X (EPA/HUD)

5.0 LESSOR DISCLOSURE REQUIREMENTS

The Lead Disclosure Rule does not specifically require SHA to conduct any lead evaluation or lead hazard reduction activities, however, SHA is required to comply with the requirements of the Lead Disclosure Rule as set forth in 40 C.F.R. Part 745, Subpart F. Therefore, before a lessee is obligated under any contract to lease Target Housing that is not exempt as described in Section 2.0 of this Compliance Plan, the following shall be required:

- 1) SHA shall provide the lessee with an EPA-approved Lead-Hazard Information pamphlet. A copy of the pamphlet is provided in Appendix 2. English and/or Spanish and/or Somali language version will be provided.
- 2) SHA shall disclose to the lessee the presence of any known LBP or LBP hazards in the Target Housing being leased. SHA shall also disclose any additional information available concerning the known LBP and/or LBP hazards, such as the basis for the determination that LBP and/or LBP hazards exist, that LBP and/or LBP hazards exist, the location of the LBP and/or LBP hazards, and the condition of the painted surfaces.
- 3) SHA shall disclose to the lessee the existence of any available records or reports in their possession pertaining to LBP or LBP hazards in the Target Housing being sold or leased. Such records may include the basis for the determination that LBP and/or LBP hazards exist, the location of the LBP and/or LBP hazards, and the condition of the painted surfaces.
- 4) SHA shall provide the lessee with any records or reports available pertaining to LBP or lead hazards in the Target Housing being sold or leased. This requirement includes records or reports regarding common areas and also includes reports regarding other residential dwellings in multi-family Target Housing when such information is part of an evaluation or reduction of LBP or LBP hazards activity in the Target Housing as a whole.
- 5) SHA shall provide the lessee with the form titled Disclosure of Information on Lead-Based Paint and/or Lead Hazards provided in Appendix 3 and have each section filled out in its entirety.

English and/or Spanish and/or Somali language versions will be provided. When disclosure activities occur after the lessee has been presented with an offer to lease the Target Housing, SHA shall complete the required disclosure prior to finalizing the contract. SHA shall allow the lessee the opportunity to review the information and reject the offer.

6.0 CERTIFICATION AND ACKNOWLEDGEMENT OF DISCLOSURE

For each contract to lease Target Housing, SHA shall include, as an attachment or within the contract, the following elements:

- 1) A Lead Warning Statement with the following language: Housing built before 1978 may contain lead-based paint. Lead from paint, paint chips, and dust can pose health hazards if not managed properly. Lead exposure is especially harmful to young children and pregnant women. Before renting pre-1978 housing, lessors must disclose the presence of lead-based paint and/or lead-based paint hazards in the dwelling. Lessees must also receive a federally approved pamphlet on lead poisoning prevention.
- 2) A statement by the lessor disclosing the presence of known lead-based paint and/or lead-based paint hazards in the target housing being leased or indicating no knowledge of the presence of lead-based paint and/or lead-based paint hazards. The lessor shall also disclose any additional information available concerning the known lead-based paint and/or lead-based paint hazards, such as the basis for the determination that lead-based paint and/or lead-based paint hazards exist, the location of the lead-based paint and/or lead-based paint hazards, and the condition of the painted surfaces.
- 3) A list of any records or reports available to the lessor pertaining to lead-based paint and/or lead-based paint hazards in the housing that have been provided to the lessee. If no such records or reports are available, the lessor shall so indicate.
- 4) A statement by the lessee affirming receipt of the information set out in paragraphs (b)(2) and (b)(3) of this section and the lead hazard information pamphlet required under 15 U.S.C. 2696.
- 5) The signatures of SHA and the lessee certifying the accuracy of their statements, to the best of their knowledge, along with the dates of signature.

7.0 CERTIFICATION AND ACKNOWLEDGEMENT OF INFORMATION RETENTION

SHA shall include the form titled *Disclosure of Information on Lead-Based Paint and/or Lead Hazards* provided in Appendix 3 as an attachment to any lease contract. A copy of the completed attachment or lease contract containing the attachment shall be retained in the Property Management Office for at least three (3) years from the start date of the leasing period.

8.0 LEASE RENEWALS

SHA must comply with the Lead Disclosure Rule during the lease renewal process where new information has come into the possession of SHA and where SHA has not previously disclosed all required information to the lessee. This includes all requirements detailed in Sections 5.0, 6.0, 7.0 and 9.0.

An exception is the renewal of a lease where SHA has previously provided all required information, and where no new information has come into the possession of the lessor.



9.0 COMPLIANCE VERIFICATION

The SHA Property Manager who executes each new or renewal lease contract shall complete the form titled Compliance Checklist provided in Appendix 4 for each new lease or renewal subject to the Lead Disclosure Rule. A copy of the completed checklist shall be retained in the Property Management Office for at least three (3) years from the effective date of the lease contract.

10.0 SIGNATURES

This plan was prepared and submitted by:

Daniel R. Hoosock

August 4, 2023

Daniel R. Hoosock
Vice President of Operations
EPA LBP Risk Assessor (LBP-R-6055-3)
HSE Consulting Services, LLC

This plan was approved and accepted by:

William J. Simmons

9.21.23

William J. Simmons, Esq.
Executive Director
Syracuse Housing Authority

Lindy M. Madill

9.21.23

Lindy M. Madill
Compliance and Development Director
Syracuse Housing Authority



Appendix 1

Syracuse Housing Authority Development Detailed Unit Addresses



Pioneer Homes
(AMP 70-01 FAM)

SYRACUSE HOUSING AUTHORITY

Pioneer Homes
AMP 70-01 FAM
Unit Listing

UNIT NUMBER	BUILDING	PROPERTY	ADDRESS	BEDS	FLOOR	TYPE
2101001	210101	PIONEER HOMES	1117 S TOWNSEND ST	2	2	Low-Rise
2101002	210101	PIONEER HOMES	1119 S TOWNSEND ST	2	2	Low-Rise
2101003	210101	PIONEER HOMES	1121 S TOWNSEND ST	2	2	Low-Rise
2101004	210101	PIONEER HOMES	1123 S TOWNSEND ST	2	2	Low-Rise
2101005	210101	PIONEER HOMES	1125 S TOWNSEND ST	2	2	Low-Rise
2101006	210101	PIONEER HOMES	1127 S TOWNSEND ST	2	2	Low-Rise
2101007	210101	PIONEER HOMES	1129 S TOWNSEND ST	2	2	Low-Rise
2101008	210101	PIONEER HOMES	1131 S TOWNSEND ST	2	2	Low-Rise
2101009	210102	PIONEER HOMES	116 RADISSON CT Apt. A	1	3	Low-Rise
2101010	210102	PIONEER HOMES	116 RADISSON CT Apt. B	1	3	Low-Rise
2101011	210102	PIONEER HOMES	116 RADISSON CT Apt. C	1	3	Low-Rise
2101012	210102	PIONEER HOMES	116 RADISSON CT Apt. D	1	3	Low-Rise
2101013	210102	PIONEER HOMES	116 RADISSON CT Apt. E	1	3	Low-Rise
2101014	210102	PIONEER HOMES	116 RADISSON CT Apt. F	1	3	Low-Rise
2101015	210102	PIONEER HOMES	118 RADISSON CT Apt. A	1	3	Low-Rise
2101016	210102	PIONEER HOMES	118 RADISSON CT Apt. B	1	3	Low-Rise
2101017	210102	PIONEER HOMES	118 RADISSON CT Apt. C	1	3	Low-Rise
2101018	210102	PIONEER HOMES	118 RADISSON CT Apt. D	1	3	Low-Rise
2101019	210102	PIONEER HOMES	118 RADISSON CT Apt. E	1	3	Low-Rise
2101020	210102	PIONEER HOMES	118 RADISSON CT Apt. F	1	3	Low-Rise
2101021	210102	PIONEER HOMES	118 RADISSON CT Apt. G	1	3	Low-Rise
2101022	210102	PIONEER HOMES	118 RADISSON CT Apt. H	1	3	Low-Rise
2101023	210102	PIONEER HOMES	118 RADISSON CT Apt. I	1	3	Low-Rise
2101024	210102	PIONEER HOMES	118 RADISSON CT Apt. J	1	3	Low-Rise
2101025	210102	PIONEER HOMES	118 RADISSON CT Apt. K	1	3	Low-Rise
2101026	210102	PIONEER HOMES	118 RADISSON CT Apt. L	1	3	Low-Rise
2101027	210103	PIONEER HOMES	117 RADISSON CT Apt. A	1	3	Low-Rise
2101028	210103	PIONEER HOMES	117 RADISSON CT Apt. B	1	3	Low-Rise
2101029	210103	PIONEER HOMES	117 RADISSON CT Apt. C	1	3	Low-Rise

SYRACUSE HOUSING AUTHORITY

Pioneer Homes
AMP 70-01 FAM
Unit Listing

UNIT NUMBER	BUILDING	PROPERTY	ADDRESS	BEDS	FLOOR	TYPE
2101030	210103	PIONEER HOMES	117 RADISSON CT Apt. D	1	3	Low-Rise
2101031	210103	PIONEER HOMES	117 RADISSON CT Apt. E	1	3	Low-Rise
2101032	210103	PIONEER HOMES	117 RADISSON CT Apt. F	1	3	Low-Rise
2101033	210103	PIONEER HOMES	119 RADISSON CT Apt. A	1	3	Low-Rise
2101034	210103	PIONEER HOMES	119 RADISSON CT Apt. B	1	3	Low-Rise
2101035	210103	PIONEER HOMES	119 RADISSON CT Apt. C	1	3	Low-Rise
2101036	210103	PIONEER HOMES	119 RADISSON CT Apt. D	1	3	Low-Rise
2101037	210103	PIONEER HOMES	119 RADISSON CT Apt. E	1	3	Low-Rise
2101038	210103	PIONEER HOMES	119 RADISSON CT Apt. F	1	3	Low-Rise
2101039	210103	PIONEER HOMES	119 RADISSON CT Apt. G	1	3	Low-Rise
2101040	210103	PIONEER HOMES	119 RADISSON CT Apt. H	1	3	Low-Rise
2101041	210103	PIONEER HOMES	119 RADISSON CT Apt. I	1	3	Low-Rise
2101042	210103	PIONEER HOMES	119 RADISSON CT Apt. J	1	3	Low-Rise
2101043	210103	PIONEER HOMES	119 RADISSON CT Apt. K	1	3	Low-Rise
2101044	210103	PIONEER HOMES	119 RADISSON CT Apt. L	1	3	Low-Rise
2101045	210104	PIONEER HOMES	1116 S MC BRIDE ST	2	2	Low-Rise
2101046	210104	PIONEER HOMES	1118 S MC BRIDE ST	2	2	Low-Rise
2101047	210104	PIONEER HOMES	1120 S MC BRIDE ST	2	2	Low-Rise
2101048	210104	PIONEER HOMES	1122 S MC BRIDE ST	2	2	Low-Rise
2101049	210104	PIONEER HOMES	1124 S MC BRIDE ST	2	2	Low-Rise
2101050	210104	PIONEER HOMES	1126 S MC BRIDE ST	2	2	Low-Rise
2101051	210104	PIONEER HOMES	1128 S MC BRIDE ST	2	2	Low-Rise
2101052	210104	PIONEER HOMES	1130 S MC BRIDE ST	2	2	Low-Rise
2101053	210105	PIONEER HOMES	1100 S MC BRIDE ST	2	2	Low-Rise
2101054	210105	PIONEER HOMES	1102 S MC BRIDE ST	2	2	Low-Rise
2101055	210105	PIONEER HOMES	1104 S MC BRIDE ST	2	2	Low-Rise
2101056	210105	PIONEER HOMES	1106 S MC BRIDE ST	2	2	Low-Rise
2101057	210105	PIONEER HOMES	1108 S MC BRIDE ST	2	2	Low-Rise
2101058	210105	PIONEER HOMES	1110 S MC BRIDE ST	2	2	Low-Rise

SYRACUSE HOUSING AUTHORITY

Pioneer Homes
AMP 70-01 FAM
Unit Listing

UNIT NUMBER	BUILDING	PROPERTY	ADDRESS	BEDS	FLOOR	TYPE
2101059	210105	PIONEER HOMES	1112 S MC BRIDE ST	2	2	Low-Rise
2101060	210105	PIONEER HOMES	1114 S MC BRIDE ST	2	2	Low-Rise
2101061	210106	PIONEER HOMES	101 RADISSON CT	2	2	Low-Rise
2101062	210106	PIONEER HOMES	103 RADISSON CT	2	2	Low-Rise
2101063	210106	PIONEER HOMES	105 RADISSON CT	2	2	Low-Rise
2101064	210106	PIONEER HOMES	107 RADISSON CT	2	2	Low-Rise
2101065	210106	PIONEER HOMES	109 RADISSON CT	2	2	Low-Rise
2101066	210106	PIONEER HOMES	111 RADISSON CT	2	2	Low-Rise
2101067	210106	PIONEER HOMES	113 RADISSON CT	2	2	Low-Rise
2101068	210106	PIONEER HOMES	115 RADISSON CT	2	2	Low-Rise
2101069	210107	PIONEER HOMES	100 RADISSON CT	3	2	Low-Rise
2101070	210107	PIONEER HOMES	102 RADISSON CT	3	2	Low-Rise
2101071	210107	PIONEER HOMES	104 RADISSON CT	1	2	Low-Rise
2101072	210107	PIONEER HOMES	106 RADISSON CT	1	2	Low-Rise
2101073	210107	PIONEER HOMES	108 RADISSON CT	1	2	Low-Rise
2101074	210107	PIONEER HOMES	110 RADISSON CT	1	2	Low-Rise
2101075	210107	PIONEER HOMES	112 RADISSON CT	3	2	Low-Rise
2101076	210107	PIONEER HOMES	114 RADISSON CT	3	2	Low-Rise
2101077	210108	PIONEER HOMES	1101 S TOWNSEND ST	2	2	Low-Rise
2101078	210108	PIONEER HOMES	1103 S TOWNSEND ST	2	2	Low-Rise
2101079	210108	PIONEER HOMES	1105 S TOWNSEND ST	2	2	Low-Rise
2101080	210108	PIONEER HOMES	1107 S TOWNSEND ST	2	2	Low-Rise
2101081	210108	PIONEER HOMES	1109 S TOWNSEND ST	2	2	Low-Rise
2101082	210108	PIONEER HOMES	1111 S TOWNSEND ST	2	2	Low-Rise
2101083	210108	PIONEER HOMES	1113 S TOWNSEND ST	2	2	Low-Rise
2101084	210108	PIONEER HOMES	1115 S TOWNSEND ST	2	2	Low-Rise
2101085	210109	PIONEER HOMES	1033 S TOWNSEND ST	2	1	Rowhouse/Townhouse
2101086	210109	PIONEER HOMES	1035 S TOWNSEND ST	2	1	Rowhouse/Townhouse
2101087	210109	PIONEER HOMES	1037 S TOWNSEND ST	3	1	Rowhouse/Townhouse

SYRACUSE HOUSING AUTHORITY

Pioneer Homes
AMP 70-01 FAM
Unit Listing

UNIT NUMBER	BUILDING	PROPERTY	ADDRESS	BEDS	FLOOR	TYPE
2101088	210109	PIONEER HOMES	1039 S TOWNSEND ST	2	1	Rowhouse/Townhouse
2101089	210109	PIONEER HOMES	1041 S TOWNSEND ST	3	1	Rowhouse/Townhouse
2101090	210109	PIONEER HOMES	1043 S TOWNSEND ST	3	1	Rowhouse/Townhouse
2101091	210109	PIONEER HOMES	1045 S TOWNSEND ST	2	1	Rowhouse/Townhouse
2101092	210109	PIONEER HOMES	1047 S TOWNSEND ST	3	1	Rowhouse/Townhouse
2101093	210109	PIONEER HOMES	1049 S TOWNSEND ST	2	1	Rowhouse/Townhouse
2101094	210109	PIONEER HOMES	1051 S TOWNSEND ST	2	1	Rowhouse/Townhouse
2101095	210110	PIONEER HOMES	101 DABLON CT	2	1	Rowhouse/Townhouse
2101096	210110	PIONEER HOMES	103 DABLON CT	2	1	Rowhouse/Townhouse
2101097	210110	PIONEER HOMES	105 DABLON CT	3	1	Rowhouse/Townhouse
2101098	210110	PIONEER HOMES	107 DABLON CT	2	1	Rowhouse/Townhouse
2101099	210110	PIONEER HOMES	109 DABLON CT	3	1	Rowhouse/Townhouse
2101100	210110	PIONEER HOMES	111 DABLON CT	3	1	Rowhouse/Townhouse
2101101	210110	PIONEER HOMES	113 DABLON CT	2	1	Rowhouse/Townhouse
2101102	210110	PIONEER HOMES	115 DABLON CT	3	1	Rowhouse/Townhouse
2101103	210110	PIONEER HOMES	117 DABLON CT	2	1	Rowhouse/Townhouse
2101104	210110	PIONEER HOMES	119 DABLON CT	2	1	Rowhouse/Townhouse
2101105	210111	PIONEER HOMES	100 DABLON CT	2	1	Rowhouse/Townhouse
2101106	210111	PIONEER HOMES	102 DABLON CT	2	1	Rowhouse/Townhouse
2101107	210111	PIONEER HOMES	104 DABLON CT	3	1	Rowhouse/Townhouse
2101108	210111	PIONEER HOMES	106 DABLON CT	2	1	Rowhouse/Townhouse
2101109	210111	PIONEER HOMES	108 DABLON CT	3	1	Rowhouse/Townhouse
2101110	210111	PIONEER HOMES	110 DABLON CT	3	1	Rowhouse/Townhouse
2101111	210111	PIONEER HOMES	112 DABLON CT	2	1	Rowhouse/Townhouse
2101112	210111	PIONEER HOMES	114 DABLON CT	3	1	Rowhouse/Townhouse
2101113	210111	PIONEER HOMES	116 DABLON CT	2	1	Rowhouse/Townhouse
2101114	210111	PIONEER HOMES	118 DABLON CT	2	1	Rowhouse/Townhouse
2101115	210112	PIONEER HOMES	1032 S MC BRIDE ST	2	1	Rowhouse/Townhouse
2101116	210112	PIONEER HOMES	1034 S MC BRIDE ST	2	1	Rowhouse/Townhouse

SYRACUSE HOUSING AUTHORITY

Pioneer Homes
AMP 70-01 FAM
Unit Listing

UNIT NUMBER	BUILDING	PROPERTY	ADDRESS	BEDS	FLOOR	TYPE
2101117	210112	PIONEER HOMES	1036 S MC BRIDE ST	3	1	Rowhouse/Townhouse
2101118	210112	PIONEER HOMES	1038 S MC BRIDE ST	3	1	Rowhouse/Townhouse
2101119	210112	PIONEER HOMES	1040 S MC BRIDE ST	2	1	Rowhouse/Townhouse
2101120	210112	PIONEER HOMES	1042 S MC BRIDE ST	3	1	Rowhouse/Townhouse
2101121	210112	PIONEER HOMES	1044 S MC BRIDE ST	2	1	Rowhouse/Townhouse
2101122	210112	PIONEER HOMES	1046 S MC BRIDE ST	2	1	Rowhouse/Townhouse
2101123	210113	PIONEER HOMES	1016 S MC BRIDE ST	2	2	Low-Rise
2101124	210113	PIONEER HOMES	1018 S MC BRIDE ST	2	2	Low-Rise
2101125	210113	PIONEER HOMES	1020 S MC BRIDE ST	2	2	Low-Rise
2101126	210113	PIONEER HOMES	1022 S MC BRIDE ST	2	2	Low-Rise
2101127	210113	PIONEER HOMES	1024 S MC BRIDE ST	2	2	Low-Rise
2101128	210113	PIONEER HOMES	1026 S MC BRIDE ST	2	2	Low-Rise
2101129	210113	PIONEER HOMES	1028 S MC BRIDE ST	2	2	Low-Rise
2101130	210113	PIONEER HOMES	1030 S MC BRIDE ST	2	2	Low-Rise
2101131	210114	PIONEER HOMES	120 DABLON CT	2	2	Low-Rise
2101132	210114	PIONEER HOMES	122 DABLON CT	2	2	Low-Rise
2101133	210114	PIONEER HOMES	124 DABLON CT	2	2	Low-Rise
2101134	210114	PIONEER HOMES	126 DABLON CT	2	2	Low-Rise
2101135	210114	PIONEER HOMES	128 DABLON CT	2	2	Low-Rise
2101136	210114	PIONEER HOMES	130 DABLON CT	2	2	Low-Rise
2101137	210114	PIONEER HOMES	132 DABLON CT	2	2	Low-Rise
2101138	210114	PIONEER HOMES	134 DABLON CT	2	2	Low-Rise
2101139	210115	PIONEER HOMES	121 DABLON CT	2	2	Low-Rise
2101140	210115	PIONEER HOMES	123 DABLON CT	2	2	Low-Rise
2101141	210115	PIONEER HOMES	125 DABLON CT	2	2	Low-Rise
2101142	210115	PIONEER HOMES	127 DABLON CT	2	2	Low-Rise
2101143	210115	PIONEER HOMES	129 DABLON CT	2	2	Low-Rise
2101144	210115	PIONEER HOMES	131 DABLON CT	2	2	Low-Rise
2101145	210115	PIONEER HOMES	133 DABLON CT	2	2	Low-Rise

SYRACUSE HOUSING AUTHORITY

Pioneer Homes
AMP 70-01 FAM
Unit Listing

UNIT NUMBER	BUILDING	PROPERTY	ADDRESS	BEDS	FLOOR	TYPE
2101146	210115	PIONEER HOMES	135 DABLON CT	2	2	Low-Rise
2101147	210116	PIONEER HOMES	1017 S TOWNSEND ST	2	2	Low-Rise
2101148	210116	PIONEER HOMES	1019 S TOWNSEND ST	2	2	Low-Rise
2101149	210116	PIONEER HOMES	1021 S TOWNSEND ST	2	2	Low-Rise
2101150	210116	PIONEER HOMES	1023 S TOWNSEND ST	2	2	Low-Rise
2101151	210116	PIONEER HOMES	1025 S TOWNSEND ST	2	2	Low-Rise
2101152	210116	PIONEER HOMES	1027 S TOWNSEND ST	2	2	Low-Rise
2101153	210116	PIONEER HOMES	1029 S TOWNSEND ST	2	2	Low-Rise
2101154	210116	PIONEER HOMES	1031 S TOWNSEND ST	2	2	Low-Rise
2101155	210117	PIONEER HOMES	1001 S TOWNSEND ST	2	2	Low-Rise
2101156	210117	PIONEER HOMES	1003 S TOWNSEND ST	2	2	Low-Rise
2101157	210117	PIONEER HOMES	1005 S TOWNSEND ST	2	2	Low-Rise
2101158	210117	PIONEER HOMES	1007 S TOWNSEND ST	2	2	Low-Rise
2101159	210117	PIONEER HOMES	1009 S TOWNSEND ST	2	2	Low-Rise
2101160	210117	PIONEER HOMES	1011 S TOWNSEND ST	2	2	Low-Rise
2101161	210117	PIONEER HOMES	1013 S TOWNSEND ST	2	2	Low-Rise
2101162	210117	PIONEER HOMES	1015 S TOWNSEND ST	2	2	Low-Rise
2101163	210118	PIONEER HOMES	137 DABLON CT Apt. A	1	3	Low-Rise
2101164	210118	PIONEER HOMES	137 DABLON CT Apt. B	1	3	Low-Rise
2101165	210118	PIONEER HOMES	137 DABLON CT Apt. C	1	3	Low-Rise
2101166	210118	PIONEER HOMES	137 DABLON CT Apt. D	1	3	Low-Rise
2101167	210118	PIONEER HOMES	137 DABLON CT Apt. E	1	3	Low-Rise
2101168	210118	PIONEER HOMES	137 DABLON CT Apt. F	1	3	Low-Rise
2101169	210118	PIONEER HOMES	139 DABLON CT Apt. A	1	3	Low-Rise
2101170	210118	PIONEER HOMES	139 DABLON CT Apt. B	1	3	Low-Rise
2101171	210118	PIONEER HOMES	139 DABLON CT Apt. C	1	3	Low-Rise
2101172	210118	PIONEER HOMES	139 DABLON CT Apt. D	1	3	Low-Rise
2101173	210118	PIONEER HOMES	139 DABLON CT Apt. E	1	3	Low-Rise
2101174	210118	PIONEER HOMES	139 DABLON CT Apt. F	1	3	Low-Rise

SYRACUSE HOUSING AUTHORITY

Pioneer Homes
AMP 70-01 FAM
Unit Listing

UNIT NUMBER	BUILDING	PROPERTY	ADDRESS	BEDS	FLOOR	TYPE
2101175	210118	PIONEER HOMES	139 DABLON CT Apt. G	1	3	Low-Rise
2101176	210118	PIONEER HOMES	139 DABLON CT Apt. H	1	3	Low-Rise
2101177	210118	PIONEER HOMES	139 DABLON CT Apt. I	1	3	Low-Rise
2101178	210118	PIONEER HOMES	139 DABLON CT Apt. J	1	3	Low-Rise
2101179	210118	PIONEER HOMES	139 DABLON CT Apt. K	1	3	Low-Rise
2101180	210118	PIONEER HOMES	139 DABLON CT Apt. L	1	3	Low-Rise
2101181	210119	PIONEER HOMES	136 DABLON CT Apt. A	1	3	Low-Rise
2101182	210119	PIONEER HOMES	136 DABLON CT Apt. B	1	3	Low-Rise
2101183	210119	PIONEER HOMES	136 DABLON CT Apt. C	1	3	Low-Rise
2101184	210119	PIONEER HOMES	136 DABLON CT Apt. D	1	3	Low-Rise
2101185	210119	PIONEER HOMES	136 DABLON CT Apt. E	1	3	Low-Rise
2101186	210119	PIONEER HOMES	136 DABLON CT Apt. F	1	3	Low-Rise
2101187	210119	PIONEER HOMES	138 DABLON CT Apt. A	1	3	Low-Rise
2101188	210119	PIONEER HOMES	138 DABLON CT Apt. B	1	3	Low-Rise
2101189	210119	PIONEER HOMES	138 DABLON CT Apt. C	1	3	Low-Rise
2101190	210119	PIONEER HOMES	138 DABLON CT Apt. D	1	3	Low-Rise
2101191	210119	PIONEER HOMES	138 DABLON CT Apt. E	1	3	Low-Rise
2101192	210119	PIONEER HOMES	138 DABLON CT Apt. F	1	3	Low-Rise
2101193	210119	PIONEER HOMES	138 DABLON CT Apt. G	1	3	Low-Rise
2101194	210119	PIONEER HOMES	138 DABLON CT Apt. H	1	3	Low-Rise
2101195	210119	PIONEER HOMES	138 DABLON CT Apt. I	1	3	Low-Rise
2101196	210119	PIONEER HOMES	138 DABLON CT Apt. J	1	3	Low-Rise
2101197	210119	PIONEER HOMES	138 DABLON CT Apt. K	1	3	Low-Rise
2101198	210119	PIONEER HOMES	138 DABLON CT Apt. L	1	3	Low-Rise
2101199	210120	PIONEER HOMES	1000 S MC BRIDE ST	2	2	Low-Rise
2101200	210120	PIONEER HOMES	1002 S MC BRIDE ST	2	2	Low-Rise
2101201	210120	PIONEER HOMES	1004 S MC BRIDE ST	2	2	Low-Rise
2101202	210120	PIONEER HOMES	1006 S MC BRIDE ST	2	2	Low-Rise
2101203	210120	PIONEER HOMES	1008 S MC BRIDE ST	2	2	Low-Rise

SYRACUSE HOUSING AUTHORITY

Pioneer Homes
AMP 70-01 FAM
Unit Listing

UNIT NUMBER	BUILDING	PROPERTY	ADDRESS	BEDS	FLOOR	TYPE
2101204	210120	PIONEER HOMES	1010 S MC BRIDE ST	2	2	Low-Rise
2101205	210120	PIONEER HOMES	1012 S MC BRIDE ST	2	2	Low-Rise
2101206	210120	PIONEER HOMES	1014 S MC BRIDE ST	2	2	Low-Rise
2101207	210121	PIONEER HOMES	916 S MC BRIDE ST	2	2	Low-Rise
2101208	210121	PIONEER HOMES	918 S MC BRIDE ST	2	2	Low-Rise
2101209	210121	PIONEER HOMES	920 S MC BRIDE ST	2	2	Low-Rise
2101210	210121	PIONEER HOMES	922 S MC BRIDE ST	2	2	Low-Rise
2101212	210121	PIONEER HOMES	926 S MC BRIDE ST	2	2	Low-Rise
2101213	210121	PIONEER HOMES	928 S MC BRIDE ST	2	2	Low-Rise
2101215	210121	PIONEER HOMES	932 S MC BRIDE ST	2	2	Low-Rise
2101216	210121	PIONEER HOMES	934 S MC BRIDE ST	2	2	Low-Rise
2101217	210121	PIONEER HOMES	936 S MC BRIDE ST	2	2	Low-Rise
2101218	210121	PIONEER HOMES	938 S MC BRIDE ST	2	2	Low-Rise
2101219	210122	PIONEER HOMES	121 WEISER CT Apt. A	1	3	Low-Rise
2101220	210122	PIONEER HOMES	121 WEISER CT Apt. B	1	3	Low-Rise
2101221	210122	PIONEER HOMES	121 WEISER CT Apt. C	1	3	Low-Rise
2101222	210122	PIONEER HOMES	121 WEISER CT Apt. D	1	3	Low-Rise
2101223	210122	PIONEER HOMES	121 WEISER CT Apt. E	1	3	Low-Rise
2101224	210122	PIONEER HOMES	121 WEISER CT Apt. F	1	3	Low-Rise
2101225	210122	PIONEER HOMES	123 WEISER CT Apt. A	1	3	Low-Rise
2101226	210122	PIONEER HOMES	123 WEISER CT Apt. B	1	3	Low-Rise
2101227	210122	PIONEER HOMES	123 WEISER CT Apt. C	1	3	Low-Rise
2101228	210122	PIONEER HOMES	123 WEISER CT Apt. D	1	3	Low-Rise
2101229	210122	PIONEER HOMES	123 WEISER CT Apt. E	1	3	Low-Rise
2101230	210122	PIONEER HOMES	123 WEISER CT Apt. F	1	3	Low-Rise
2101231	210122	PIONEER HOMES	123 WEISER CT Apt. G	1	3	Low-Rise
2101232	210122	PIONEER HOMES	123 WEISER CT Apt. H	1	3	Low-Rise
2101233	210122	PIONEER HOMES	123 WEISER CT Apt. I	1	3	Low-Rise
2101234	210122	PIONEER HOMES	123 WEISER CT Apt. J	1	3	Low-Rise

SYRACUSE HOUSING AUTHORITY

Pioneer Homes
AMP 70-01 FAM
Unit Listing

UNIT NUMBER	BUILDING	PROPERTY	ADDRESS	BEDS	FLOOR	TYPE
2101235	210122	PIONEER HOMES	123 WEISER CT Apt. K	1	3	Low-Rise
2101236	210122	PIONEER HOMES	123 WEISER CT Apt. L	1	3	Low-Rise
2101237	210123	PIONEER HOMES	120 WEISER CT Apt. A	1	3	Low-Rise
2101238	210123	PIONEER HOMES	120 WEISER CT Apt. B	1	3	Low-Rise
2101239	210123	PIONEER HOMES	120 WEISER CT Apt. C	1	3	Low-Rise
2101240	210123	PIONEER HOMES	120 WEISER CT Apt. D	1	3	Low-Rise
2101241	210123	PIONEER HOMES	120 WEISER CT Apt. E	1	3	Low-Rise
2101242	210123	PIONEER HOMES	120 WEISER CT Apt. F	1	3	Low-Rise
2101243	210123	PIONEER HOMES	122 WEISER CT Apt. A	1	3	Low-Rise
2101244	210123	PIONEER HOMES	122 WEISER CT Apt. B	1	3	Low-Rise
2101245	210123	PIONEER HOMES	122 WEISER CT Apt. C	1	3	Low-Rise
2101246	210123	PIONEER HOMES	122 WEISER CT Apt. D	1	3	Low-Rise
2101247	210123	PIONEER HOMES	122 WEISER CT Apt. E	1	3	Low-Rise
2101248	210123	PIONEER HOMES	122 WEISER CT Apt. F	1	3	Low-Rise
2101249	210123	PIONEER HOMES	122 WEISER CT Apt. G	1	3	Low-Rise
2101250	210123	PIONEER HOMES	122 WEISER CT Apt. H	1	3	Low-Rise
2101251	210123	PIONEER HOMES	122 WEISER CT Apt. I	1	3	Low-Rise
2101252	210123	PIONEER HOMES	122 WEISER CT Apt. J	1	3	Low-Rise
2101253	210123	PIONEER HOMES	122 WEISER CT Apt. K	1	3	Low-Rise
2101254	210123	PIONEER HOMES	122 WEISER CT Apt. L	1	3	Low-Rise
2101255	210124	PIONEER HOMES	917 S TOWNSEND ST	2	2	Low-Rise
2101256	210124	PIONEER HOMES	919 S TOWNSEND ST	2	2	Low-Rise
2101257	210124	PIONEER HOMES	921 S TOWNSEND ST	2	2	Low-Rise
2101258	210124	PIONEER HOMES	923 S TOWNSEND ST	2	2	Low-Rise
2101259	210124	PIONEER HOMES	925 S TOWNSEND ST	2	2	Low-Rise
2101260	210124	PIONEER HOMES	927 S TOWNSEND ST	2	2	Low-Rise
2101261	210124	PIONEER HOMES	929 S TOWNSEND ST	2	2	Low-Rise
2101262	210124	PIONEER HOMES	931 S TOWNSEND ST	2	2	Low-Rise
2101263	210124	PIONEER HOMES	933 S TOWNSEND ST	2	2	Low-Rise

SYRACUSE HOUSING AUTHORITY

Pioneer Homes
AMP 70-01 FAM
Unit Listing

UNIT NUMBER	BUILDING	PROPERTY	ADDRESS	BEDS	FLOOR	TYPE
2101264	210124	PIONEER HOMES	935 S TOWNSEND ST	2	2	Low-Rise
2101265	210124	PIONEER HOMES	937 S TOWNSEND ST	2	2	Low-Rise
2101266	210124	PIONEER HOMES	939 S TOWNSEND ST	2	2	Low-Rise
2101267	210125	PIONEER HOMES	901 S TOWNSEND ST	2	1	Rowhouse/Townhouse
2101268	210125	PIONEER HOMES	903 S TOWNSEND ST	2	1	Rowhouse/Townhouse
2101269	210125	PIONEER HOMES	905 S TOWNSEND ST	3	1	Rowhouse/Townhouse
2101270	210125	PIONEER HOMES	907 S TOWNSEND ST	3	1	Rowhouse/Townhouse
2101271	210125	PIONEER HOMES	909 S TOWNSEND ST	2	1	Rowhouse/Townhouse
2101272	210125	PIONEER HOMES	911 S TOWNSEND ST	3	1	Rowhouse/Townhouse
2101273	210125	PIONEER HOMES	913 S TOWNSEND ST	2	1	Rowhouse/Townhouse
2101274	210125	PIONEER HOMES	915 S TOWNSEND ST	2	1	Rowhouse/Townhouse
2101275	210126	PIONEER HOMES	100 WEISER CT	2	1	Rowhouse/Townhouse
2101276	210126	PIONEER HOMES	102 WEISER CT	2	1	Rowhouse/Townhouse
2101277	210126	PIONEER HOMES	104 WEISER CT	3	1	Rowhouse/Townhouse
2101278	210126	PIONEER HOMES	106 WEISER CT	2	1	Rowhouse/Townhouse
2101279	210126	PIONEER HOMES	108 WEISER CT	3	1	Rowhouse/Townhouse
2101280	210126	PIONEER HOMES	110 WEISER CT	3	1	Rowhouse/Townhouse
2101281	210126	PIONEER HOMES	112 WEISER CT	2	1	Rowhouse/Townhouse
2101282	210126	PIONEER HOMES	114 WEISER CT	3	1	Rowhouse/Townhouse
2101283	210126	PIONEER HOMES	116 WEISER CT	2	1	Rowhouse/Townhouse
2101284	210126	PIONEER HOMES	118 WEISER CT	2	1	Rowhouse/Townhouse
2101285	210127	PIONEER HOMES	101 WEISER CT	2	1	Rowhouse/Townhouse
2101286	210127	PIONEER HOMES	103 WEISER CT	2	1	Rowhouse/Townhouse
2101287	210127	PIONEER HOMES	105 WEISER CT	3	1	Rowhouse/Townhouse
2101288	210127	PIONEER HOMES	107 WEISER CT	2	1	Rowhouse/Townhouse
2101289	210127	PIONEER HOMES	109 WEISER CT	3	1	Rowhouse/Townhouse
2101290	210127	PIONEER HOMES	111 WEISER CT	3	1	Rowhouse/Townhouse
2101291	210127	PIONEER HOMES	113 WEISER CT	2	1	Rowhouse/Townhouse
2101292	210127	PIONEER HOMES	115 WEISER CT	3	1	Rowhouse/Townhouse

SYRACUSE HOUSING AUTHORITY

Pioneer Homes
AMP 70-01 FAM
Unit Listing

UNIT NUMBER	BUILDING	PROPERTY	ADDRESS	BEDS	FLOOR	TYPE
2101293	210127	PIONEER HOMES	117 WEISER CT	2	1	Rowhouse/Townhouse
2101294	210127	PIONEER HOMES	119 WEISER CT	2	1	Rowhouse/Townhouse
2101295	210128	PIONEER HOMES	900 S MC BRIDE ST	2	1	Rowhouse/Townhouse
2101296	210128	PIONEER HOMES	902 S MC BRIDE ST	2	1	Rowhouse/Townhouse
2101297	210128	PIONEER HOMES	904 S MC BRIDE ST	3	1	Rowhouse/Townhouse
2101298	210128	PIONEER HOMES	906 S MC BRIDE ST	3	1	Rowhouse/Townhouse
2101299	210128	PIONEER HOMES	908 S MC BRIDE ST	2	1	Rowhouse/Townhouse
2101300	210128	PIONEER HOMES	910 S MC BRIDE ST	3	1	Rowhouse/Townhouse
2101301	210128	PIONEER HOMES	912 S MC BRIDE ST	2	1	Rowhouse/Townhouse
2101302	210128	PIONEER HOMES	914 S MC BRIDE ST	2	1	Rowhouse/Townhouse
2101303	210129	PIONEER HOMES	901 S MC BRIDE ST	2	1	Rowhouse/Townhouse
2101304	210129	PIONEER HOMES	903 S MC BRIDE ST	2	1	Rowhouse/Townhouse
2101305	210129	PIONEER HOMES	905 S MC BRIDE ST	3	1	Rowhouse/Townhouse
2101306	210129	PIONEER HOMES	907 S MC BRIDE ST	2	1	Rowhouse/Townhouse
2101307	210129	PIONEER HOMES	909 S MC BRIDE ST	3	1	Rowhouse/Townhouse
2101308	210129	PIONEER HOMES	911 S MC BRIDE ST	3	1	Rowhouse/Townhouse
2101309	210129	PIONEER HOMES	913 S MC BRIDE ST	2	1	Rowhouse/Townhouse
2101310	210129	PIONEER HOMES	915 S MC BRIDE ST	2	1	Rowhouse/Townhouse
2101311	210130	PIONEER HOMES	100 TYLER CT	2	1	Rowhouse/Townhouse
2101312	210130	PIONEER HOMES	102 TYLER CT	2	1	Rowhouse/Townhouse
2101313	210130	PIONEER HOMES	104 TYLER CT	3	1	Rowhouse/Townhouse
2101314	210130	PIONEER HOMES	106 TYLER CT	2	1	Rowhouse/Townhouse
2101315	210130	PIONEER HOMES	108 TYLER CT	3	1	Rowhouse/Townhouse
2101316	210130	PIONEER HOMES	110 TYLER CT	3	1	Rowhouse/Townhouse
2101317	210130	PIONEER HOMES	112 TYLER CT	2	1	Rowhouse/Townhouse
2101318	210130	PIONEER HOMES	114 TYLER CT	3	1	Rowhouse/Townhouse
2101319	210130	PIONEER HOMES	116 TYLER CT	2	1	Rowhouse/Townhouse
2101320	210130	PIONEER HOMES	118 TYLER CT	2	1	Rowhouse/Townhouse
2101321	210131	PIONEER HOMES	101 TYLER CT	2	1	Rowhouse/Townhouse

SYRACUSE HOUSING AUTHORITY

Pioneer Homes
AMP 70-01 FAM
Unit Listing

UNIT NUMBER	BUILDING	PROPERTY	ADDRESS	BEDS	FLOOR	TYPE
2101322	210131	PIONEER HOMES	103 TYLER CT	2	1	Rowhouse/Townhouse
2101323	210131	PIONEER HOMES	105 TYLER CT	3	1	Rowhouse/Townhouse
2101324	210131	PIONEER HOMES	107 TYLER CT	2	1	Rowhouse/Townhouse
2101325	210131	PIONEER HOMES	109 TYLER CT	3	1	Rowhouse/Townhouse
2101326	210131	PIONEER HOMES	111 TYLER CT	3	1	Rowhouse/Townhouse
2101327	210131	PIONEER HOMES	113 TYLER CT	2	1	Rowhouse/Townhouse
2101328	210131	PIONEER HOMES	115 TYLER CT	3	1	Rowhouse/Townhouse
2101329	210131	PIONEER HOMES	117 TYLER CT	2	1	Rowhouse/Townhouse
2101330	210131	PIONEER HOMES	119 TYLER CT	2	1	Rowhouse/Townhouse
2101351	210134	PIONEER HOMES	121 TYLER CT Apt. A	1	3	Low-Rise
2101352	210134	PIONEER HOMES	121 TYLER CT Apt. B	1	3	Low-Rise
2101353	210134	PIONEER HOMES	121 TYLER CT Apt. C	1	3	Low-Rise
2101354	210134	PIONEER HOMES	121 TYLER CT Apt. D	1	3	Low-Rise
2101355	210134	PIONEER HOMES	121 TYLER CT Apt. E	1	3	Low-Rise
2101356	210134	PIONEER HOMES	121 TYLER CT Apt. F	1	3	Low-Rise
2101357	210134	PIONEER HOMES	123 TYLER CT Apt. A	1	3	Low-Rise
2101358	210134	PIONEER HOMES	123 TYLER CT Apt. B	1	3	Low-Rise
2101359	210134	PIONEER HOMES	123 TYLER CT Apt. C	1	3	Low-Rise
2101360	210134	PIONEER HOMES	123 TYLER CT Apt. D	1	3	Low-Rise
2101361	210134	PIONEER HOMES	123 TYLER CT Apt. E	1	3	Low-Rise
2101362	210134	PIONEER HOMES	123 TYLER CT Apt. F	1	3	Low-Rise
2101363	210134	PIONEER HOMES	123 TYLER CT Apt. G	1	3	Low-Rise
2101364	210134	PIONEER HOMES	123 TYLER CT Apt. H	1	3	Low-Rise
2101365	210134	PIONEER HOMES	123 TYLER CT Apt. I	1	3	Low-Rise
2101366	210134	PIONEER HOMES	123 TYLER CT Apt. J	1	3	Low-Rise
2101367	210134	PIONEER HOMES	123 TYLER CT Apt. K	1	3	Low-Rise
2101368	210134	PIONEER HOMES	123 TYLER CT Apt. L	1	3	Low-Rise
2101369	210135	PIONEER HOMES	120 TYLER CT Apt. A	1	3	Low-Rise
2101370	210135	PIONEER HOMES	120 TYLER CT Apt. B	1	3	Low-Rise

SYRACUSE HOUSING AUTHORITY

Pioneer Homes
AMP 70-01 FAM
Unit Listing

UNIT NUMBER	BUILDING	PROPERTY	ADDRESS	BEDS	FLOOR	TYPE
2101371	210135	PIONEER HOMES	120 TYLER CT Apt. C	1	3	Low-Rise
2101372	210135	PIONEER HOMES	120 TYLER CT Apt. D	1	3	Low-Rise
2101373	210135	PIONEER HOMES	120 TYLER CT Apt. E	1	3	Low-Rise
2101374	210135	PIONEER HOMES	120 TYLER CT Apt. F	1	3	Low-Rise
2101375	210135	PIONEER HOMES	122 TYLER CT Apt. A	1	3	Low-Rise
2101376	210135	PIONEER HOMES	122 TYLER CT Apt. B	1	3	Low-Rise
2101377	210135	PIONEER HOMES	122 TYLER CT Apt. C	1	3	Low-Rise
2101378	210135	PIONEER HOMES	122 TYLER CT Apt. D	1	3	Low-Rise
2101379	210135	PIONEER HOMES	122 TYLER CT Apt. E	1	3	Low-Rise
2101380	210135	PIONEER HOMES	122 TYLER CT Apt. F	1	3	Low-Rise
2101381	210135	PIONEER HOMES	122 TYLER CT Apt. G	1	3	Low-Rise
2101382	210135	PIONEER HOMES	122 TYLER CT Apt. H	1	3	Low-Rise
2101383	210135	PIONEER HOMES	122 TYLER CT Apt. I	1	3	Low-Rise
2101384	210135	PIONEER HOMES	122 TYLER CT Apt. J	1	3	Low-Rise
2101385	210135	PIONEER HOMES	122 TYLER CT Apt. K	1	3	Low-Rise
2101386	210135	PIONEER HOMES	122 TYLER CT Apt. L	1	3	Low-Rise
2101387	210136	PIONEER HOMES	917 S MC BRIDE ST	2	2	Low-Rise
2101388	210136	PIONEER HOMES	919 S MC BRIDE ST	2	2	Low-Rise
2101389	210136	PIONEER HOMES	921 S MC BRIDE ST	2	2	Low-Rise
2101390	210136	PIONEER HOMES	923 S MC BRIDE ST	2	2	Low-Rise
2101391	210136	PIONEER HOMES	925 S MC BRIDE ST	2	2	Low-Rise
2101392	210136	PIONEER HOMES	927 S MC BRIDE ST	2	2	Low-Rise
2101393	210136	PIONEER HOMES	929 S MC BRIDE ST	2	2	Low-Rise
2101394	210136	PIONEER HOMES	931 S MC BRIDE ST	2	2	Low-Rise
2101395	210136	PIONEER HOMES	933 S MC BRIDE ST	2	2	Low-Rise
2101396	210136	PIONEER HOMES	935 S MC BRIDE ST	2	2	Low-Rise
2101397	210136	PIONEER HOMES	937 S MC BRIDE ST	2	2	Low-Rise
2101398	210136	PIONEER HOMES	939 S MC BRIDE ST	2	2	Low-Rise
2101400	210137	PIONEER HOMES	1003 S MC BRIDE ST	2	2	Low-Rise

SYRACUSE HOUSING AUTHORITY

Pioneer Homes
AMP 70-01 FAM
Unit Listing

UNIT NUMBER	BUILDING	PROPERTY	ADDRESS	BEDS	FLOOR	TYPE
2101401	210137	PIONEER HOMES	1005 S MC BRIDE ST	2	2	Low-Rise
2101404	210137	PIONEER HOMES	1011 S MC BRIDE ST	2	2	Low-Rise
2101405	210137	PIONEER HOMES	1013 S MC BRIDE ST	2	2	Low-Rise
2101406	210137	PIONEER HOMES	1015 S MC BRIDE ST	2	2	Low-Rise
2101407	210138	PIONEER HOMES	133 STEWART CT Apt. A	1	3	Low-Rise
2101408	210138	PIONEER HOMES	133 STEWART CT Apt. B	1	3	Low-Rise
2101409	210138	PIONEER HOMES	133 STEWART CT Apt. C	1	3	Low-Rise
2101410	210138	PIONEER HOMES	133 STEWART CT Apt. D	1	3	Low-Rise
2101411	210138	PIONEER HOMES	133 STEWART CT Apt. E	1	3	Low-Rise
2101412	210138	PIONEER HOMES	133 STEWART CT Apt. F	1	3	Low-Rise
2101413	210138	PIONEER HOMES	135 STEWART CT Apt. A	1	3	Low-Rise
2101414	210138	PIONEER HOMES	135 STEWART CT Apt. B	1	3	Low-Rise
2101415	210138	PIONEER HOMES	135 STEWART CT Apt. C	1	3	Low-Rise
2101416	210138	PIONEER HOMES	135 STEWART CT Apt. D	1	3	Low-Rise
2101417	210138	PIONEER HOMES	135 STEWART CT Apt. E	1	3	Low-Rise
2101418	210138	PIONEER HOMES	135 STEWART CT Apt. F	1	3	Low-Rise
2101419	210138	PIONEER HOMES	135 STEWART CT Apt. G	1	3	Low-Rise
2101420	210138	PIONEER HOMES	135 STEWART CT Apt. H	1	3	Low-Rise
2101421	210138	PIONEER HOMES	135 STEWART CT Apt. I	1	3	Low-Rise
2101422	210138	PIONEER HOMES	135 STEWART CT Apt. J	1	3	Low-Rise
2101423	210138	PIONEER HOMES	135 STEWART CT Apt. K	1	3	Low-Rise
2101424	210138	PIONEER HOMES	135 STEWART CT Apt. L	1	3	Low-Rise
2101425	210139	PIONEER HOMES	132 STEWART CT Apt. A	1	3	Low-Rise
2101426	210139	PIONEER HOMES	132 STEWART CT Apt. B	1	3	Low-Rise
2101427	210139	PIONEER HOMES	132 STEWART CT Apt. C	1	3	Low-Rise
2101428	210139	PIONEER HOMES	132 STEWART CT Apt. D	1	3	Low-Rise
2101429	210139	PIONEER HOMES	132 STEWART CT Apt. E	1	3	Low-Rise
2101430	210139	PIONEER HOMES	132 STEWART CT Apt. F	1	3	Low-Rise
2101459	210142	PIONEER HOMES	116 STEWART CT	2	2	Low-Rise

SYRACUSE HOUSING AUTHORITY

Pioneer Homes
AMP 70-01 FAM
Unit Listing

UNIT NUMBER	BUILDING	PROPERTY	ADDRESS	BEDS	FLOOR	TYPE
2101460	210142	PIONEER HOMES	118 STEWART CT	2	2	Low-Rise
2101461	210142	PIONEER HOMES	120 STEWART CT	2	2	Low-Rise
2101462	210142	PIONEER HOMES	122 STEWART CT	2	2	Low-Rise
2101463	210142	PIONEER HOMES	124 STEWART CT	2	2	Low-Rise
2101464	210142	PIONEER HOMES	126 STEWART CT	2	2	Low-Rise
2101465	210142	PIONEER HOMES	128 STEWART CT	2	2	Low-Rise
2101466	210142	PIONEER HOMES	130 STEWART CT	2	2	Low-Rise
2101467	210143	PIONEER HOMES	117 STEWART CT	2	2	Low-Rise
2101468	210143	PIONEER HOMES	119 STEWART CT	2	2	Low-Rise
2101469	210143	PIONEER HOMES	121 STEWART CT	2	2	Low-Rise
2101470	210143	PIONEER HOMES	123 STEWART CT	2	2	Low-Rise
2101471	210143	PIONEER HOMES	125 STEWART CT	2	2	Low-Rise
2101472	210143	PIONEER HOMES	127 STEWART CT	2	2	Low-Rise
2101473	210143	PIONEER HOMES	129 STEWART CT	2	2	Low-Rise
2101474	210143	PIONEER HOMES	131 STEWART CT	2	2	Low-Rise
2101475	210144	PIONEER HOMES	1017 S MC BRIDE ST	2	2	Low-Rise
2101476	210144	PIONEER HOMES	1019 S MC BRIDE ST	2	2	Low-Rise
2101477	210144	PIONEER HOMES	1021 S MC BRIDE ST	2	2	Low-Rise
2101478	210144	PIONEER HOMES	1023 S MC BRIDE ST	2	2	Low-Rise
2101479	210144	PIONEER HOMES	1025 S MC BRIDE ST	2	2	Low-Rise
2101480	210144	PIONEER HOMES	1027 S MC BRIDE ST	2	2	Low-Rise
2101481	210144	PIONEER HOMES	1029 S MC BRIDE ST	2	2	Low-Rise
2101482	210144	PIONEER HOMES	1031 S MC BRIDE ST	2	2	Low-Rise
2101483	210145	PIONEER HOMES	1033 S MC BRIDE ST	2	1	Rowhouse/Townhouse
2101484	210145	PIONEER HOMES	1035 S MC BRIDE ST	2	1	Rowhouse/Townhouse
2101485	210145	PIONEER HOMES	1037 S MC BRIDE ST	3	1	Rowhouse/Townhouse
2101486	210145	PIONEER HOMES	1039 S MC BRIDE ST	2	1	Rowhouse/Townhouse
2101487	210145	PIONEER HOMES	1041 S MC BRIDE ST	3	1	Rowhouse/Townhouse
2101488	210145	PIONEER HOMES	1043 S MC BRIDE ST	3	1	Rowhouse/Townhouse

SYRACUSE HOUSING AUTHORITY

Pioneer Homes
AMP 70-01 FAM
Unit Listing

UNIT NUMBER	BUILDING	PROPERTY	ADDRESS	BEDS	FLOOR	TYPE
2101489	210145	PIONEER HOMES	1045 S MC BRIDE ST	2	1	Rowhouse/Townhouse
2101490	210145	PIONEER HOMES	1047 S MC BRIDE ST	2	1	Rowhouse/Townhouse
2101491	210146	PIONEER HOMES	101 STEWART CT	2	1	Rowhouse/Townhouse
2101492	210146	PIONEER HOMES	103 STEWART CT	2	1	Rowhouse/Townhouse
2101493	210146	PIONEER HOMES	105 STEWART CT	3	1	Rowhouse/Townhouse
2101494	210146	PIONEER HOMES	107 STEWART CT	2	1	Rowhouse/Townhouse
2101495	210146	PIONEER HOMES	109 STEWART CT	3	1	Rowhouse/Townhouse
2101496	210146	PIONEER HOMES	111 STEWART CT	3	1	Rowhouse/Townhouse
2101497	210146	PIONEER HOMES	113 STEWART CT	2	1	Rowhouse/Townhouse
2101498	210146	PIONEER HOMES	115 STEWART CT	2	1	Rowhouse/Townhouse
2101499	210147	PIONEER HOMES	100 STEWART CT	2	1	Rowhouse/Townhouse
2101500	210147	PIONEER HOMES	102 STEWART CT	2	1	Rowhouse/Townhouse
2101501	210147	PIONEER HOMES	104 STEWART CT	3	1	Rowhouse/Townhouse
2101502	210147	PIONEER HOMES	106 STEWART CT	3	1	Rowhouse/Townhouse
2101503	210147	PIONEER HOMES	108 STEWART CT	2	1	Rowhouse/Townhouse
2101504	210147	PIONEER HOMES	110 STEWART CT	3	1	Rowhouse/Townhouse
2101505	210147	PIONEER HOMES	112 STEWART CT	2	1	Rowhouse/Townhouse
2101506	210147	PIONEER HOMES	114 STEWART CT	2	1	Rowhouse/Townhouse
2101515	210150	PIONEER HOMES	101 LIGHT CT	2	2	Low-Rise
2101516	210150	PIONEER HOMES	103 LIGHT CT	2	2	Low-Rise
2101517	210150	PIONEER HOMES	105 LIGHT CT	2	2	Low-Rise
2101518	210150	PIONEER HOMES	107 LIGHT CT	2	2	Low-Rise
2101519	210150	PIONEER HOMES	109 LIGHT CT	2	2	Low-Rise
2101520	210150	PIONEER HOMES	111 LIGHT CT	2	2	Low-Rise
2101521	210150	PIONEER HOMES	113 LIGHT CT	2	2	Low-Rise
2101522	210150	PIONEER HOMES	115 LIGHT CT	2	2	Low-Rise
2101523	210151	PIONEER HOMES	100 FRISBIE CT	2	1	Rowhouse/Townhouse
2101524	210151	PIONEER HOMES	102 FRISBIE CT	2	1	Rowhouse/Townhouse
2101525	210151	PIONEER HOMES	104 FRISBIE CT	3	1	Rowhouse/Townhouse

SYRACUSE HOUSING AUTHORITY

Pioneer Homes
AMP 70-01 FAM
Unit Listing

UNIT NUMBER	BUILDING	PROPERTY	ADDRESS	BEDS	FLOOR	TYPE
2101526	210151	PIONEER HOMES	106 FRISBIE CT	3	1	Rowhouse/Townhouse
2101527	210151	PIONEER HOMES	108 FRISBIE CT	2	1	Rowhouse/Townhouse
2101528	210151	PIONEER HOMES	110 FRISBIE CT	3	1	Rowhouse/Townhouse
2101529	210151	PIONEER HOMES	112 FRISBIE CT	2	1	Rowhouse/Townhouse
2101530	210151	PIONEER HOMES	114 FRISBIE CT	2	1	Rowhouse/Townhouse
2101531	210152	PIONEER HOMES	101 FRISBIE CT	2	2	Low-Rise
2101532	210152	PIONEER HOMES	103 FRISBIE CT	2	2	Low-Rise
2101533	210152	PIONEER HOMES	105 FRISBIE CT	2	2	Low-Rise
2101534	210152	PIONEER HOMES	107 FRISBIE CT	2	2	Low-Rise
2101535	210152	PIONEER HOMES	109 FRISBIE CT	2	2	Low-Rise
2101536	210152	PIONEER HOMES	111 FRISBIE CT	2	2	Low-Rise
2101537	210152	PIONEER HOMES	113 FRISBIE CT	2	2	Low-Rise
2101538	210152	PIONEER HOMES	115 FRISBIE CT	3	2	Low-Rise
2101539	210152	PIONEER HOMES	117 FRISBIE CT	2	2	Low-Rise
2101540	210152	PIONEER HOMES	119 FRISBIE CT	2	2	Low-Rise
2101541	210152	PIONEER HOMES	121 FRISBIE CT	2	2	Low-Rise
2101542	210152	PIONEER HOMES	123 FRISBIE CT	2	2	Low-Rise
2101543	210153	PIONEER HOMES	300 RENWICK AVE	4	1	Rowhouse/Townhouse
2101544	210153	PIONEER HOMES	302 RENWICK AVE	2	1	Rowhouse/Townhouse
2101545	210153	PIONEER HOMES	304 RENWICK AVE	3	1	Rowhouse/Townhouse
2101546	210153	PIONEER HOMES	306 RENWICK AVE	2	1	Rowhouse/Townhouse
2101547	210153	PIONEER HOMES	308 RENWICK AVE	3	1	Rowhouse/Townhouse
2101548	210153	PIONEER HOMES	310 RENWICK AVE	3	1	Rowhouse/Townhouse
2101549	210153	PIONEER HOMES	312 RENWICK AVE	2	1	Rowhouse/Townhouse
2101550	210153	PIONEER HOMES	314 RENWICK AVE	3	1	Rowhouse/Townhouse
2101551	210153	PIONEER HOMES	316 RENWICK AVE	2	1	Rowhouse/Townhouse
2101552	210153	PIONEER HOMES	318 RENWICK AVE	4	1	Rowhouse/Townhouse
2101553	210154	PIONEER HOMES	320 RENWICK AVE	2	1	Rowhouse/Townhouse
2101553	210154	PIONEER HOMES	320 RENWICK AVE	2	1	Rowhouse/Townhouse

SYRACUSE HOUSING AUTHORITY

Pioneer Homes
AMP 70-01 FAM
Unit Listing

UNIT NUMBER	BUILDING	PROPERTY	ADDRESS	BEDS	FLOOR	TYPE
2101554	210154	PIONEER HOMES	322 RENWICK AVE	2	1	Rowhouse/Townhouse
2101555	210154	PIONEER HOMES	324 RENWICK AVE	3	1	Rowhouse/Townhouse
2101556	210154	PIONEER HOMES	326 RENWICK AVE	3	1	Rowhouse/Townhouse
2101557	210154	PIONEER HOMES	328 RENWICK AVE	2	1	Rowhouse/Townhouse
2101558	210154	PIONEER HOMES	330 RENWICK AVE	3	1	Rowhouse/Townhouse
2101559	210154	PIONEER HOMES	332 RENWICK AVE	2	1	Rowhouse/Townhouse
2101560	210154	PIONEER HOMES	334 RENWICK AVE	2	1	Rowhouse/Townhouse
2101561	210155	PIONEER HOMES	125 FRISBIE CT	2	2	Low-Rise
2101562	210155	PIONEER HOMES	127 FRISBIE CT	2	2	Low-Rise
2101563	210155	PIONEER HOMES	129 FRISBIE CT	2	2	Low-Rise
2101564	210155	PIONEER HOMES	131 FRISBIE CT	2	2	Low-Rise
2101565	210155	PIONEER HOMES	133 FRISBIE CT	2	2	Low-Rise
2101566	210155	PIONEER HOMES	135 FRISBIE CT	2	2	Low-Rise
2101567	210155	PIONEER HOMES	137 FRISBIE CT	2	2	Low-Rise
2101568	210155	PIONEER HOMES	139 FRISBIE CT	2	2	Low-Rise
2101569	210155	PIONEER HOMES	141 FRISBIE CT	2	2	Low-Rise
2101570	210155	PIONEER HOMES	143 FRISBIE CT	2	2	Low-Rise
2101571	210155	PIONEER HOMES	145 FRISBIE CT	2	2	Low-Rise
2101572	210155	PIONEER HOMES	147 FRISBIE CT	2	2	Low-Rise
2101573	210156	PIONEER HOMES	116 FRISBIE CT	2	2	Low-Rise
2101574	210156	PIONEER HOMES	118 FRISBIE CT	2	2	Low-Rise
2101575	210156	PIONEER HOMES	120 FRISBIE CT	2	2	Low-Rise
2101576	210156	PIONEER HOMES	122 FRISBIE CT	2	2	Low-Rise
2101577	210156	PIONEER HOMES	124 FRISBIE CT	2	2	Low-Rise
2101578	210156	PIONEER HOMES	126 FRISBIE CT	2	2	Low-Rise
2101579	210156	PIONEER HOMES	128 FRISBIE CT	2	2	Low-Rise
2101580	210156	PIONEER HOMES	130 FRISBIE CT	2	2	Low-Rise
2101581	210157	PIONEER HOMES	117 LIGHT CT	2	2	Low-Rise
2101582	210157	PIONEER HOMES	119 LIGHT CT	2	2	Low-Rise

SYRACUSE HOUSING AUTHORITY

Pioneer Homes
AMP 70-01 FAM
Unit Listing

UNIT NUMBER	BUILDING	PROPERTY	ADDRESS	BEDS	FLOOR	TYPE
2101583	210157	PIONEER HOMES	121 LIGHT CT	2	2	Low-Rise
2101584	210157	PIONEER HOMES	123 LIGHT CT	2	2	Low-Rise
2101585	210157	PIONEER HOMES	125 LIGHT CT	2	2	Low-Rise
2101586	210157	PIONEER HOMES	127 LIGHT CT	2	2	Low-Rise
2101587	210157	PIONEER HOMES	129 LIGHT CT	2	2	Low-Rise
2101588	210157	PIONEER HOMES	131 LIGHT CT	2	2	Low-Rise
2101597	210159	PIONEER HOMES	101 DYER CT Apt. A	1	3	Low-Rise
2101598	210159	PIONEER HOMES	101 DYER CT Apt. B	1	3	Low-Rise
2101599	210159	PIONEER HOMES	101 DYER CT Apt. C	1	3	Low-Rise
2101600	210159	PIONEER HOMES	101 DYER CT Apt. D	1	3	Low-Rise
2101601	210159	PIONEER HOMES	101 DYER CT Apt. E	1	3	Low-Rise
2101602	210159	PIONEER HOMES	101 DYER CT Apt. F	1	3	Low-Rise
2101603	210159	PIONEER HOMES	103 DYER CT Apt. A	1	3	Low-Rise
2101604	210159	PIONEER HOMES	103 DYER CT Apt. B	1	3	Low-Rise
2101605	210159	PIONEER HOMES	103 DYER CT Apt. C	1	3	Low-Rise
2101606	210159	PIONEER HOMES	103 DYER CT Apt. D	1	3	Low-Rise
2101607	210159	PIONEER HOMES	103 DYER CT Apt. E	1	3	Low-Rise
2101608	210159	PIONEER HOMES	103 DYER CT Apt. F	1	3	Low-Rise
2101609	210159	PIONEER HOMES	103 DYER CT Apt. G	1	3	Low-Rise
2101610	210159	PIONEER HOMES	103 DYER CT Apt. H	1	3	Low-Rise
2101611	210159	PIONEER HOMES	103 DYER CT Apt. I	1	3	Low-Rise
2101612	210159	PIONEER HOMES	103 DYER CT Apt. J	1	3	Low-Rise
2101613	210159	PIONEER HOMES	103 DYER CT Apt. K	1	3	Low-Rise
2101614	210159	PIONEER HOMES	103 DYER CT Apt. L	1	3	Low-Rise
2101615	210160	PIONEER HOMES	100 DYER CT Apt. A	1	3	Low-Rise
2101616	210160	PIONEER HOMES	100 DYER CT Apt. B	1	3	Low-Rise
2101617	210160	PIONEER HOMES	100 DYER CT Apt. C	1	3	Low-Rise
2101618	210160	PIONEER HOMES	100 DYER CT Apt. D	1	3	Low-Rise
2101618	210160	PIONEER HOMES	100 DYER CT Apt. D	1	3	Low-Rise

SYRACUSE HOUSING AUTHORITY

Pioneer Homes
AMP 70-01 FAM
Unit Listing

UNIT NUMBER	BUILDING	PROPERTY	ADDRESS	BEDS	FLOOR	TYPE
2101619	210160	PIONEER HOMES	100 DYER CT Apt. E	1	3	Low-Rise
2101620	210160	PIONEER HOMES	100 DYER CT Apt. F	1	3	Low-Rise
2101621	210160	PIONEER HOMES	102 DYER CT Apt. A	1	3	Low-Rise
2101622	210160	PIONEER HOMES	102 DYER CT Apt. B	1	3	Low-Rise
2101623	210160	PIONEER HOMES	102 DYER CT Apt. C	1	3	Low-Rise
2101624	210160	PIONEER HOMES	102 DYER CT Apt. D	1	3	Low-Rise
2101625	210160	PIONEER HOMES	102 DYER CT Apt. E	1	3	Low-Rise
2101626	210160	PIONEER HOMES	102 DYER CT Apt. F	1	3	Low-Rise
2101627	210160	PIONEER HOMES	102 DYER CT Apt. G	1	3	Low-Rise
2101628	210160	PIONEER HOMES	102 DYER CT Apt. H	1	3	Low-Rise
2101629	210160	PIONEER HOMES	102 DYER CT Apt. I	1	3	Low-Rise
2101630	210160	PIONEER HOMES	102 DYER CT Apt. J	1	3	Low-Rise
2101631	210160	PIONEER HOMES	102 DYER CT Apt. K	1	3	Low-Rise
2101632	210160	PIONEER HOMES	102 DYER CT Apt. L	1	3	Low-Rise
2101633	210161	PIONEER HOMES	116 GAGE CT	2	2	Low-Rise
2101634	210161	PIONEER HOMES	118 GAGE CT	2	2	Low-Rise
2101635	210161	PIONEER HOMES	120 GAGE CT	2	2	Low-Rise
2101636	210161	PIONEER HOMES	122 GAGE CT	2	2	Low-Rise
2101637	210161	PIONEER HOMES	124 GAGE CT	2	2	Low-Rise
2101638	210161	PIONEER HOMES	126 GAGE CT	2	2	Low-Rise
2101639	210161	PIONEER HOMES	128 GAGE CT	2	2	Low-Rise
2101640	210161	PIONEER HOMES	130 GAGE CT	2	2	Low-Rise
2101641	210162	PIONEER HOMES	336 RENWICK AVE	4	1	Rowhouse/Townhouse
2101642	210162	PIONEER HOMES	338 RENWICK AVE	2	1	Rowhouse/Townhouse
2101643	210162	PIONEER HOMES	340 RENWICK AVE	3	1	Rowhouse/Townhouse
2101644	210162	PIONEER HOMES	342 RENWICK AVE	2	1	Rowhouse/Townhouse
2101645	210162	PIONEER HOMES	344 RENWICK AVE	3	1	Rowhouse/Townhouse
2101646	210162	PIONEER HOMES	346 RENWICK AVE	3	1	Rowhouse/Townhouse
2101647	210162	PIONEER HOMES	348 RENWICK AVE	2	1	Rowhouse/Townhouse

SYRACUSE HOUSING AUTHORITY

Pioneer Homes
AMP 70-01 FAM
Unit Listing

UNIT NUMBER	BUILDING	PROPERTY	ADDRESS	BEDS	FLOOR	TYPE
2101648	210162	PIONEER HOMES	350 RENWICK AVE	3	1	Rowhouse/Townhouse
2101649	210162	PIONEER HOMES	352 RENWICK AVE	2	1	Rowhouse/Townhouse
2101650	210162	PIONEER HOMES	354 RENWICK AVE	4	1	Rowhouse/Townhouse
2101651	210163	PIONEER HOMES	100 GAGE CT	2	1	Rowhouse/Townhouse
2101652	210163	PIONEER HOMES	102 GAGE CT	2	1	Rowhouse/Townhouse
2101653	210163	PIONEER HOMES	104 GAGE CT	3	1	Rowhouse/Townhouse
2101654	210163	PIONEER HOMES	106 GAGE CT	3	1	Rowhouse/Townhouse
2101655	210163	PIONEER HOMES	108 GAGE CT	2	1	Rowhouse/Townhouse
2101656	210163	PIONEER HOMES	110 GAGE CT	3	1	Rowhouse/Townhouse
2101657	210163	PIONEER HOMES	112 GAGE CT	2	1	Rowhouse/Townhouse
2101658	210163	PIONEER HOMES	114 GAGE CT	2	1	Rowhouse/Townhouse
2101659	210164	PIONEER HOMES	101 GAGE CT	2	1	Rowhouse/Townhouse
2101660	210164	PIONEER HOMES	103 GAGE CT	2	1	Rowhouse/Townhouse
2101661	210164	PIONEER HOMES	105 GAGE CT	3	1	Rowhouse/Townhouse
2101662	210164	PIONEER HOMES	107 GAGE CT	2	1	Rowhouse/Townhouse
2101663	210164	PIONEER HOMES	109 GAGE CT	3	1	Rowhouse/Townhouse
2101664	210164	PIONEER HOMES	111 GAGE CT	3	1	Rowhouse/Townhouse
2101665	210164	PIONEER HOMES	113 GAGE CT	2	1	Rowhouse/Townhouse
2101666	210164	PIONEER HOMES	115 GAGE CT	2	1	Rowhouse/Townhouse



Central Village Family
(AMP 71-04 FAM)

UNIT NUMBER	BUILDING	PROPERTY	ADDRESS	BEDS	FLOOR	TYPE
2104003	210401	CENTRAL VILLAGE	207 MARTIN LUTHER KING EAST	4	1	Rowhouse/Townhouse
2104005	210401	CENTRAL VILLAGE	209 MARTIN LUTHER KING EAST	4	1	Rowhouse/Townhouse
2104007	210401	CENTRAL VILLAGE	211 MARTIN LUTHER KING EAST	4	1	Rowhouse/Townhouse
2104008	210402	CENTRAL VILLAGE	213 MARTIN LUTHER KING EAST	3	1	Rowhouse/Townhouse
2104010	210402	CENTRAL VILLAGE	215 MARTIN LUTHER KING EAST	3	1	Rowhouse/Townhouse
2104012	210402	CENTRAL VILLAGE	217 MARTIN LUTHER KING EAST	4	1	Rowhouse/Townhouse
2104013	210402	CENTRAL VILLAGE	219 MARTIN LUTHER KING EAST	4	1	Rowhouse/Townhouse
2104014	210402	CENTRAL VILLAGE	221 MARTIN LUTHER KING EAST	4	1	Rowhouse/Townhouse
2104015	210403	CENTRAL VILLAGE	101 ALBERT TERR	2	1	Rowhouse/Townhouse
2104016	210403	CENTRAL VILLAGE	105 ALBERT TERR	3	1	Rowhouse/Townhouse
2104019	210403	CENTRAL VILLAGE	109 ALBERT TERR	3	1	Rowhouse/Townhouse
2104020	210403	CENTRAL VILLAGE	113 ALBERT TERR	3	1	Rowhouse/Townhouse
2104023	210403	CENTRAL VILLAGE	117 ALBERT TERR	3	1	Rowhouse/Townhouse
2104024	210403	CENTRAL VILLAGE	121 ALBERT TERR	3	1	Rowhouse/Townhouse
2104026	210404	CENTRAL VILLAGE	127 ALBERT TERR	2	1	Rowhouse/Townhouse
2104027	210404	CENTRAL VILLAGE	131 ALBERT TERR	3	1	Rowhouse/Townhouse
2104030	210404	CENTRAL VILLAGE	135 ALBERT TERR	3	1	Rowhouse/Townhouse
2104031	210404	CENTRAL VILLAGE	139 ALBERT TERR	3	1	Rowhouse/Townhouse
2104034	210404	CENTRAL VILLAGE	143 ALBERT TERR	3	1	Rowhouse/Townhouse
2104035	210404	CENTRAL VILLAGE	147 ALBERT TERR	3	1	Rowhouse/Townhouse
2104037	210405	CENTRAL VILLAGE	108 ALBERT TERR	2	1	Rowhouse/Townhouse
2104039	210405	CENTRAL VILLAGE	112 ALBERT TERR	3	1	Rowhouse/Townhouse
2104040	210405	CENTRAL VILLAGE	114 ALBERT TERR	3	1	Rowhouse/Townhouse
2104041	210405	CENTRAL VILLAGE	116 ALBERT TERR	3	1	Rowhouse/Townhouse
2104042	210405	CENTRAL VILLAGE	118 ALBERT TERR	3	1	Rowhouse/Townhouse
2104043	210405	CENTRAL VILLAGE	120 ALBERT TERR	3	1	Rowhouse/Townhouse
2104044	210405	CENTRAL VILLAGE	122 ALBERT TERR	3	1	Rowhouse/Townhouse
2104045	210405	CENTRAL VILLAGE	124 ALBERT TERR	3	1	Rowhouse/Townhouse
2104047	210405	CENTRAL VILLAGE	128 ALBERT TERR	2	1	Rowhouse/Townhouse

UNIT NUMBER	BUILDING	PROPERTY	ADDRESS	BEDS	FLOOR	TYPE
2104049	210406	CENTRAL VILLAGE	140 ALBERT TERR	3	1	Rowhouse/Townhouse
2104050	210406	CENTRAL VILLAGE	144 ALBERT TERR	3	1	Rowhouse/Townhouse
2104053	210406	CENTRAL VILLAGE	148 ALBERT TERR	3	1	Rowhouse/Townhouse
2104054	210406	CENTRAL VILLAGE	152 ALBERT TERR	3	1	Rowhouse/Townhouse
2104056	210407	CENTRAL VILLAGE	450 OAKWOOD AVE	3	1	Rowhouse/Townhouse
2104057	210407	CENTRAL VILLAGE	452 OAKWOOD AVE	3	1	Rowhouse/Townhouse
2104058	210407	CENTRAL VILLAGE	454 OAKWOOD AVE	3	1	Rowhouse/Townhouse
2104059	210407	CENTRAL VILLAGE	456 OAKWOOD AVE	3	1	Rowhouse/Townhouse
2104060	210407	CENTRAL VILLAGE	458 OAKWOOD AVE	3	1	Rowhouse/Townhouse
2104061	210407	CENTRAL VILLAGE	460 OAKWOOD AVE	3	1	Rowhouse/Townhouse
2104062	210408	CENTRAL VILLAGE	1307 S STATE ST	4	1	Rowhouse/Townhouse
2104063	210408	CENTRAL VILLAGE	1309 S STATE ST	4	1	Rowhouse/Townhouse
2104064	210408	CENTRAL VILLAGE	1311 S STATE ST	4	1	Rowhouse/Townhouse
2104065	210408	CENTRAL VILLAGE	1313 S STATE ST	4	1	Rowhouse/Townhouse
2104066	210408	CENTRAL VILLAGE	1315 S STATE ST	4	1	Rowhouse/Townhouse
2104067	210408	CENTRAL VILLAGE	1317 S STATE ST	4	1	Rowhouse/Townhouse
2104068	210408	CENTRAL VILLAGE	1319 S STATE ST	4	1	Rowhouse/Townhouse
2104070	210408	CENTRAL VILLAGE	1323 S STATE ST	3	1	Rowhouse/Townhouse
2104072	210408	CENTRAL VILLAGE	1327 S STATE ST	3	1	Rowhouse/Townhouse
2104073	210409	CENTRAL VILLAGE	102 CROTON TERR	3	1	Rowhouse/Townhouse
2104075	210409	CENTRAL VILLAGE	106 CROTON TERR	3	1	Rowhouse/Townhouse
2104077	210409	CENTRAL VILLAGE	110 CROTON TERR	4	1	Rowhouse/Townhouse
2104078	210409	CENTRAL VILLAGE	112 CROTON TERR	4	1	Rowhouse/Townhouse
2104079	210409	CENTRAL VILLAGE	114 CROTON TERR	4	1	Rowhouse/Townhouse
2104080	210409	CENTRAL VILLAGE	116 CROTON TERR	4	1	Rowhouse/Townhouse
2104081	210409	CENTRAL VILLAGE	118 CROTON TERR	4	1	Rowhouse/Townhouse
2104082	210409	CENTRAL VILLAGE	120 CROTON TERR	4	1	Rowhouse/Townhouse
2104083	210409	CENTRAL VILLAGE	122 CROTON TERR	4	1	Rowhouse/Townhouse
2104084	210410	CENTRAL VILLAGE	101 CROTON TERR	4	1	Rowhouse/Townhouse

UNIT NUMBER	BUILDING	PROPERTY	ADDRESS	BEDS	FLOOR	TYPE
2104085	210410	CENTRAL VILLAGE	103 CROTON TERR	4	1	Rowhouse/Townhouse
2104086	210410	CENTRAL VILLAGE	105 CROTON TERR	4	1	Rowhouse/Townhouse
2104087	210410	CENTRAL VILLAGE	107 CROTON TERR	4	1	Rowhouse/Townhouse
2104088	210410	CENTRAL VILLAGE	109 CROTON TERR	4	1	Rowhouse/Townhouse
2104089	210410	CENTRAL VILLAGE	111 CROTON TERR	4	1	Rowhouse/Townhouse
2104090	210410	CENTRAL VILLAGE	113 CROTON TERR	4	1	Rowhouse/Townhouse
2104092	210410	CENTRAL VILLAGE	117 CROTON TERR	3	1	Rowhouse/Townhouse
2104094	210410	CENTRAL VILLAGE	121 CROTON TERR	3	1	Rowhouse/Townhouse
2104096	210411	CENTRAL VILLAGE	402 OAKWOOD AVE	3	1	Rowhouse/Townhouse
2104098	210411	CENTRAL VILLAGE	406 OAKWOOD AVE	5	1	Rowhouse/Townhouse
2104099	210411	CENTRAL VILLAGE	408 OAKWOOD AVE	5	1	Rowhouse/Townhouse
2104100	210411	CENTRAL VILLAGE	410 OAKWOOD AVE	5	1	Rowhouse/Townhouse
2104101	210411	CENTRAL VILLAGE	412 OAKWOOD AVE	5	1	Rowhouse/Townhouse
2104102	210411	CENTRAL VILLAGE	414 OAKWOOD AVE	5	1	Rowhouse/Townhouse
2104103	210411	CENTRAL VILLAGE	416 OAKWOOD AVE	5	1	Rowhouse/Townhouse
2104104	210411	CENTRAL VILLAGE	420 OAKWOOD AVE	3	1	Rowhouse/Townhouse
2104105	210412	CENTRAL VILLAGE	102 THURGOOD TERR	3	1	Rowhouse/Townhouse
2104107	210412	CENTRAL VILLAGE	106 THURGOOD TERR	5	1	Rowhouse/Townhouse
2104108	210412	CENTRAL VILLAGE	108 THURGOOD TERR	5	1	Rowhouse/Townhouse
2104109	210412	CENTRAL VILLAGE	110 THURGOOD TERR	5	1	Rowhouse/Townhouse
2104110	210412	CENTRAL VILLAGE	112 THURGOOD TERR	5	1	Rowhouse/Townhouse
2104111	210412	CENTRAL VILLAGE	114 THURGOOD TERR	5	1	Rowhouse/Townhouse
2104112	210412	CENTRAL VILLAGE	116 THURGOOD TERR	5	1	Rowhouse/Townhouse
2104114	210412	CENTRAL VILLAGE	120 THURGOOD TERR	3	1	Rowhouse/Townhouse
2104115	210413	CENTRAL VILLAGE	114 TRUTH TERRACE	3	1	Rowhouse/Townhouse
2104117	210413	CENTRAL VILLAGE	110 TRUTH TERRACE	4	1	Rowhouse/Townhouse
2104118	210413	CENTRAL VILLAGE	108 TRUTH TERRACE	4	1	Rowhouse/Townhouse
2104119	210413	CENTRAL VILLAGE	106 TRUTH TERRACE	4	1	Rowhouse/Townhouse
2104120	210413	CENTRAL VILLAGE	104 TRUTH TERRACE	4	1	Rowhouse/Townhouse

UNIT NUMBER	BUILDING	PROPERTY	ADDRESS	BEDS	FLOOR	TYPE
2104122	210413	CENTRAL VILLAGE	100 TRUTH TERRACE	3	1	Rowhouse/Townhouse
2104123	210414	CENTRAL VILLAGE	101 THURGOOD TERR	2	1	Rowhouse/Townhouse
2104125	210414	CENTRAL VILLAGE	105 THURGOOD TERR	3	1	Rowhouse/Townhouse
2104126	210414	CENTRAL VILLAGE	107 THURGOOD TERR	3	1	Rowhouse/Townhouse
2104127	210414	CENTRAL VILLAGE	109 THURGOOD TERR	3	1	Rowhouse/Townhouse
2104128	210414	CENTRAL VILLAGE	111 THURGOOD TERR	3	1	Rowhouse/Townhouse
2104129	210414	CENTRAL VILLAGE	113 THURGOOD TERR	3	1	Rowhouse/Townhouse
2104130	210414	CENTRAL VILLAGE	115 THURGOOD TERR	3	1	Rowhouse/Townhouse
2104131	210414	CENTRAL VILLAGE	117 THURGOOD TERR	3	1	Rowhouse/Townhouse
2104133	210414	CENTRAL VILLAGE	121 THURGOOD TERR	2	1	Rowhouse/Townhouse
2104134	210415	CENTRAL VILLAGE	1249 S STATE ST	2	1	Rowhouse/Townhouse
2104136	210415	CENTRAL VILLAGE	1253 S STATE ST	3	1	Rowhouse/Townhouse
2104137	210415	CENTRAL VILLAGE	1255 S STATE ST	3	1	Rowhouse/Townhouse
2104138	210415	CENTRAL VILLAGE	1257 S STATE ST	3	1	Rowhouse/Townhouse
2104140	210415	CENTRAL VILLAGE	1261 S STATE ST	2	1	Rowhouse/Townhouse
2104141	210416	CENTRAL VILLAGE	112 MULBERRY TERR	2	1	Rowhouse/Townhouse
2104143	210416	CENTRAL VILLAGE	108 MULBERRY TERR	3	1	Rowhouse/Townhouse
2104144	210416	CENTRAL VILLAGE	106 MULBERRY TERR	3	1	Rowhouse/Townhouse
2104145	210416	CENTRAL VILLAGE	104 MULBERRY TERR	3	1	Rowhouse/Townhouse
2104148	210417	CENTRAL VILLAGE	1219 S STATE ST	2	1	Rowhouse/Townhouse
2104150	210417	CENTRAL VILLAGE	1223 S STATE ST	3	1	Rowhouse/Townhouse
2104151	210417	CENTRAL VILLAGE	1225 S STATE ST	3	1	Rowhouse/Townhouse
2104152	210417	CENTRAL VILLAGE	1227 S STATE ST	3	1	Rowhouse/Townhouse
2104153	210417	CENTRAL VILLAGE	1229 S STATE ST	3	1	Rowhouse/Townhouse
2104154	210417	CENTRAL VILLAGE	1231 S STATE ST	3	1	Rowhouse/Townhouse
2104155	210417	CENTRAL VILLAGE	1233 S STATE ST	3	1	Rowhouse/Townhouse
2104156	210417	CENTRAL VILLAGE	1235 S STATE ST	3	1	Rowhouse/Townhouse
2104158	210417	CENTRAL VILLAGE	1239 S STATE ST	2	1	Rowhouse/Townhouse
2104159	210418	CENTRAL VILLAGE	121 DANFORTH TERR	2	1	Rowhouse/Townhouse

UNIT NUMBER	BUILDING	PROPERTY	ADDRESS	BEDS	FLOOR	TYPE
2104161	210418	CENTRAL VILLAGE	117 DANFORTH TERR	3	1	Rowhouse/Townhouse
2104162	210418	CENTRAL VILLAGE	115 DANFORTH TERR	3	1	Rowhouse/Townhouse
2104163	210418	CENTRAL VILLAGE	113 DANFORTH TERR	3	1	Rowhouse/Townhouse
2104164	210418	CENTRAL VILLAGE	111 DANFORTH TERR	3	1	Rowhouse/Townhouse
2104165	210418	CENTRAL VILLAGE	109 DANFORTH TERR	3	1	Rowhouse/Townhouse
2104166	210418	CENTRAL VILLAGE	107 DANFORTH TERR	3	1	Rowhouse/Townhouse
2104167	210418	CENTRAL VILLAGE	105 DANFORTH TERR	3	1	Rowhouse/Townhouse
2104169	210418	CENTRAL VILLAGE	101 DANFORTH TERR	2	1	Rowhouse/Townhouse
2104170	210419	CENTRAL VILLAGE	100 TOWERS LANE	2	1	Rowhouse/Townhouse
2104172	210419	CENTRAL VILLAGE	104 TOWERS LANE	3	1	Rowhouse/Townhouse
2104173	210419	CENTRAL VILLAGE	106 TOWERS LANE	3	1	Rowhouse/Townhouse
2104174	210419	CENTRAL VILLAGE	108 TOWERS LANE	3	1	Rowhouse/Townhouse
2104175	210419	CENTRAL VILLAGE	110 TOWERS LANE	3	1	Rowhouse/Townhouse
2104176	210419	CENTRAL VILLAGE	112 TOWERS LANE	3	1	Rowhouse/Townhouse
2104177	210419	CENTRAL VILLAGE	114 TOWERS LANE	3	1	Rowhouse/Townhouse
2104178	210419	CENTRAL VILLAGE	116 TOWERS LANE	3	1	Rowhouse/Townhouse
2104180	210419	CENTRAL VILLAGE	120 TOWERS LANE	2	1	Rowhouse/Townhouse
2104181	210420	CENTRAL VILLAGE	121 MULBERRY TERR	2	1	Rowhouse/Townhouse
2104183	210420	CENTRAL VILLAGE	117 MULBERRY TERR	3	1	Rowhouse/Townhouse
2104184	210420	CENTRAL VILLAGE	115 MULBERRY TERR	3	1	Rowhouse/Townhouse
2104185	210420	CENTRAL VILLAGE	113 MULBERRY TERR	3	1	Rowhouse/Townhouse
2104187	210420	CENTRAL VILLAGE	109 MULBERRY TERR	2	1	Rowhouse/Townhouse
2104188	210421	CENTRAL VILLAGE	201 GRAPE TERR	2	1	Rowhouse/Townhouse
2104190	210421	CENTRAL VILLAGE	205 GRAPE TERR	3	1	Rowhouse/Townhouse
2104191	210421	CENTRAL VILLAGE	207 GRAPE TERR	3	1	Rowhouse/Townhouse
2104192	210421	CENTRAL VILLAGE	209 GRAPE TERR	3	1	Rowhouse/Townhouse
2104193	210421	CENTRAL VILLAGE	211 GRAPE TERR	3	1	Rowhouse/Townhouse
2104194	210421	CENTRAL VILLAGE	213 GRAPE TERR	3	1	Rowhouse/Townhouse
2104195	210421	CENTRAL VILLAGE	215 GRAPE TERR	3	1	Rowhouse/Townhouse

UNIT NUMBER	BUILDING	PROPERTY	ADDRESS	BEDS	FLOOR	TYPE
2104196	210421	CENTRAL VILLAGE	217 GRAPE TERR	3	1	Rowhouse/Townhouse
2104198	210421	CENTRAL VILLAGE	221 GRAPE TERR	2	1	Rowhouse/Townhouse
2104199	210422	CENTRAL VILLAGE	118 DANFORTH TERR	2	1	Rowhouse/Townhouse
2104201	210422	CENTRAL VILLAGE	114 DANFORTH TERR	3	1	Rowhouse/Townhouse
2104202	210422	CENTRAL VILLAGE	112 DANFORTH TERR	3	1	Rowhouse/Townhouse
2104203	210422	CENTRAL VILLAGE	110 DANFORTH TERR	3	1	Rowhouse/Townhouse
2104204	210422	CENTRAL VILLAGE	108 DANFORTH TERR	3	1	Rowhouse/Townhouse
2104206	210422	CENTRAL VILLAGE	104 DANFORTH TERR	2	1	Rowhouse/Townhouse
2104207	210423	CENTRAL VILLAGE	200 TOWERS LANE	2	1	Rowhouse/Townhouse
2104209	210423	CENTRAL VILLAGE	204 TOWERS LANE	3	1	Rowhouse/Townhouse
2104210	210423	CENTRAL VILLAGE	206 TOWERS LANE	3	1	Rowhouse/Townhouse
2104211	210423	CENTRAL VILLAGE	208 TOWERS LANE	3	1	Rowhouse/Townhouse
2104212	210423	CENTRAL VILLAGE	210 TOWERS LANE	3	1	Rowhouse/Townhouse
2104214	210423	CENTRAL VILLAGE	214 TOWERS LANE	2	1	Rowhouse/Townhouse
2104215	210424	CENTRAL VILLAGE	358 OAKWOOD AVE	2	1	Rowhouse/Townhouse
2104217	210424	CENTRAL VILLAGE	362 OAKWOOD AVE	3	1	Rowhouse/Townhouse
2104218	210424	CENTRAL VILLAGE	364 OAKWOOD AVE	3	1	Rowhouse/Townhouse
2104219	210424	CENTRAL VILLAGE	366 OAKWOOD AVE	3	1	Rowhouse/Townhouse
2104220	210424	CENTRAL VILLAGE	368 OAKWOOD AVE	3	1	Rowhouse/Townhouse
2104222	210424	CENTRAL VILLAGE	372 OAKWOOD AVE	2	1	Rowhouse/Townhouse
2104223	210425	CENTRAL VILLAGE	101 GRAPE TERR	3	1	Rowhouse/Townhouse
2104224	210425	CENTRAL VILLAGE	103 GRAPE TERR	3	1	Rowhouse/Townhouse
2104225	210425	CENTRAL VILLAGE	105 GRAPE TERR	3	1	Rowhouse/Townhouse
2104226	210425	CENTRAL VILLAGE	107 GRAPE TERR	3	1	Rowhouse/Townhouse
2104227	210425	CENTRAL VILLAGE	109 GRAPE TERR	3	1	Rowhouse/Townhouse
2104228	210426	CENTRAL VILLAGE	100 GRAPE TERR	3	1	Rowhouse/Townhouse
2104229	210426	CENTRAL VILLAGE	102 GRAPE TERR	3	1	Rowhouse/Townhouse
2104230	210426	CENTRAL VILLAGE	104 GRAPE TERR	3	1	Rowhouse/Townhouse
2104231	210426	CENTRAL VILLAGE	106 GRAPE TERR	3	1	Rowhouse/Townhouse

UNIT NUMBER	BUILDING	PROPERTY	ADDRESS	BEDS	FLOOR	TYPE
2104232	210426	CENTRAL VILLAGE	108 GRAPE TERR	3	1	Rowhouse/Townhouse
2104233	210427	CENTRAL VILLAGE	302 OAKWOOD AVE	2	1	Rowhouse/Townhouse
2104235	210427	CENTRAL VILLAGE	306 OAKWOOD AVE	3	1	Rowhouse/Townhouse
2104236	210427	CENTRAL VILLAGE	308 OAKWOOD AVE	3	1	Rowhouse/Townhouse
2104237	210427	CENTRAL VILLAGE	310 OAKWOOD AVE	3	1	Rowhouse/Townhouse
2104238	210427	CENTRAL VILLAGE	312 OAKWOOD AVE	3	1	Rowhouse/Townhouse
2104240	210427	CENTRAL VILLAGE	316 OAKWOOD AVE	2	1	Rowhouse/Townhouse



James Geddes Family
(AMP 73-02 FAM)

UNIT NUMBER	BUILDING	PROPERTY	ADDRESS	BEDS	FLOOR	TYPE
2102109	210205	JAMES GEDDES 02	300 FABIVS ST	2	1	Rowhouse/Townhouse
2102110	210205	JAMES GEDDES 02	302 FABIVS ST	2	1	Rowhouse/Townhouse
2102111	210205	JAMES GEDDES 02	304 FABIVS ST	2	1	Rowhouse/Townhouse
2102112	210205	JAMES GEDDES 02	306 FABIVS ST	2	1	Rowhouse/Townhouse
2102113	210205	JAMES GEDDES 02	308 FABIVS ST	2	1	Rowhouse/Townhouse
2102114	210205	JAMES GEDDES 02	310 FABIVS ST	2	1	Rowhouse/Townhouse
2102115	210205	JAMES GEDDES 02	312 FABIVS ST	2	1	Rowhouse/Townhouse
2102116	210205	JAMES GEDDES 02	314 FABIVS ST	2	1	Rowhouse/Townhouse
2102117	210204	JAMES GEDDES 02	316 FABIVS ST	2	1	Rowhouse/Townhouse
2102118	210204	JAMES GEDDES 02	318 FABIVS ST	2	1	Rowhouse/Townhouse
2102119	210204	JAMES GEDDES 02	320 FABIVS ST	2	1	Rowhouse/Townhouse
2102120	210204	JAMES GEDDES 02	322 FABIVS ST	2	1	Rowhouse/Townhouse
2102121	210204	JAMES GEDDES 02	324 FABIVS ST	2	1	Rowhouse/Townhouse
2102122	210204	JAMES GEDDES 02	326 FABIVS ST	2	1	Rowhouse/Townhouse
2102125	210203	JAMES GEDDES 02	400 FABIVS ST	2	1	Rowhouse/Townhouse
2102126	210203	JAMES GEDDES 02	402 FABIVS ST	2	1	Rowhouse/Townhouse
2102127	210203	JAMES GEDDES 02	404 FABIVS ST	2	1	Rowhouse/Townhouse
2102128	210203	JAMES GEDDES 02	406 FABIVS ST	2	1	Rowhouse/Townhouse
2102129	210203	JAMES GEDDES 02	408 FABIVS ST	2	1	Rowhouse/Townhouse
2102130	210203	JAMES GEDDES 02	410 FABIVS ST	2	1	Rowhouse/Townhouse
2102131	210203	JAMES GEDDES 02	412 FABIVS ST	2	1	Rowhouse/Townhouse
2102132	210203	JAMES GEDDES 02	414 FABIVS ST	2	1	Rowhouse/Townhouse
2102133	210206	JAMES GEDDES 02	400 WYOMING ST	3	1	Rowhouse/Townhouse
2102134	210206	JAMES GEDDES 02	402 WYOMING ST	2	1	Rowhouse/Townhouse
2102135	210206	JAMES GEDDES 02	404 WYOMING ST	2	1	Rowhouse/Townhouse
2102136	210206	JAMES GEDDES 02	406 WYOMING ST	2	1	Rowhouse/Townhouse
2102137	210206	JAMES GEDDES 02	408 WYOMING ST	2	1	Rowhouse/Townhouse
2102138	210206	JAMES GEDDES 02	410 WYOMING ST	2	1	Rowhouse/Townhouse
2102139	210206	JAMES GEDDES 02	412 WYOMING ST	2	1	Rowhouse/Townhouse

UNIT NUMBER	BUILDING	PROPERTY	ADDRESS	BEDS	FLOOR	TYPE
2102140	210206	JAMES GEDDES 02	414 WYOMING ST	3	1	Rowhouse/Townhouse
2102141	210208	JAMES GEDDES 02	1 WILL CT	3	1	Rowhouse/Townhouse
2102142	210208	JAMES GEDDES 02	2 WILL CT	2	1	Rowhouse/Townhouse
2102143	210208	JAMES GEDDES 02	3 WILL CT	2	1	Rowhouse/Townhouse
2102144	210208	JAMES GEDDES 02	4 WILL CT	2	1	Rowhouse/Townhouse
2102145	210208	JAMES GEDDES 02	5 WILL CT	2	1	Rowhouse/Townhouse
2102146	210208	JAMES GEDDES 02	6 WILL CT	2	1	Rowhouse/Townhouse
2102147	210208	JAMES GEDDES 02	7 WILL CT	2	1	Rowhouse/Townhouse
2102148	210208	JAMES GEDDES 02	8 WILL CT	3	1	Rowhouse/Townhouse
2102149	210207	JAMES GEDDES 02	9 WILL CT	3	1	Rowhouse/Townhouse
2102150	210207	JAMES GEDDES 02	10 WILL CT	2	1	Rowhouse/Townhouse
2102151	210207	JAMES GEDDES 02	11 WILL CT	2	1	Rowhouse/Townhouse
2102152	210207	JAMES GEDDES 02	12 WILL CT	2	1	Rowhouse/Townhouse
2102153	210207	JAMES GEDDES 02	13 WILL CT	2	1	Rowhouse/Townhouse
2102154	210207	JAMES GEDDES 02	14 WILL CT	2	1	Rowhouse/Townhouse
2102155	210207	JAMES GEDDES 02	15 WILL CT	2	1	Rowhouse/Townhouse
2102156	210207	JAMES GEDDES 02	16 WILL CT	3	1	Rowhouse/Townhouse
2102157	210210	JAMES GEDDES 02	1 COSTELLO CT	3	1	Rowhouse/Townhouse
2102158	210210	JAMES GEDDES 02	2 COSTELLO CT	2	1	Rowhouse/Townhouse
2102159	210210	JAMES GEDDES 02	3 COSTELLO CT	2	1	Rowhouse/Townhouse
2102160	210210	JAMES GEDDES 02	4 COSTELLO CT	2	1	Rowhouse/Townhouse
2102161	210210	JAMES GEDDES 02	5 COSTELLO CT	2	1	Rowhouse/Townhouse
2102162	210210	JAMES GEDDES 02	6 COSTELLO CT	2	1	Rowhouse/Townhouse
2102163	210210	JAMES GEDDES 02	7 COSTELLO CT	2	1	Rowhouse/Townhouse
2102164	210210	JAMES GEDDES 02	8 COSTELLO CT	3	1	Rowhouse/Townhouse
2102165	210209	JAMES GEDDES 02	9 COSTELLO CT	3	1	Rowhouse/Townhouse
2102166	210209	JAMES GEDDES 02	10 COSTELLO CT	2	1	Rowhouse/Townhouse
2102167	210209	JAMES GEDDES 02	11 COSTELLO CT	2	1	Rowhouse/Townhouse
2102168	210209	JAMES GEDDES 02	12 COSTELLO CT	2	1	Rowhouse/Townhouse

UNIT NUMBER	BUILDING	PROPERTY	ADDRESS	BEDS	FLOOR	TYPE
2102169	210209	JAMES GEDDES 02	13 COSTELLO CT	2	1	Rowhouse/Townhouse
2102170	210209	JAMES GEDDES 02	14 COSTELLO CT	2	1	Rowhouse/Townhouse
2102171	210209	JAMES GEDDES 02	15 COSTELLO CT	2	1	Rowhouse/Townhouse
2102172	210209	JAMES GEDDES 02	16 COSTELLO CT	3	1	Rowhouse/Townhouse
2102173	210211	JAMES GEDDES 02	1 MEAD CT	3	1	Rowhouse/Townhouse
2102174	210211	JAMES GEDDES 02	2 MEAD CT	2	1	Rowhouse/Townhouse
2102175	210211	JAMES GEDDES 02	3 MEAD CT	2	1	Rowhouse/Townhouse
2102176	210211	JAMES GEDDES 02	4 MEAD CT	2	1	Rowhouse/Townhouse
2102177	210211	JAMES GEDDES 02	5 MEAD CT	2	1	Rowhouse/Townhouse
2102178	210211	JAMES GEDDES 02	6 MEAD CT	2	1	Rowhouse/Townhouse
2102179	210211	JAMES GEDDES 02	7 MEAD CT	2	1	Rowhouse/Townhouse
2102180	210211	JAMES GEDDES 02	8 MEAD CT	3	1	Rowhouse/Townhouse
2102181	210214	JAMES GEDDES 02	301 TULLY ST	2	1	Rowhouse/Townhouse
2102182	210214	JAMES GEDDES 02	303 TULLY ST	2	1	Rowhouse/Townhouse
2102183	210214	JAMES GEDDES 02	305 TULLY ST	2	1	Rowhouse/Townhouse
2102184	210214	JAMES GEDDES 02	307 TULLY ST	2	1	Rowhouse/Townhouse
2102185	210214	JAMES GEDDES 02	309 TULLY ST	2	1	Rowhouse/Townhouse
2102186	210214	JAMES GEDDES 02	311 TULLY ST	2	1	Rowhouse/Townhouse
2102187	210214	JAMES GEDDES 02	313 TULLY ST	2	1	Rowhouse/Townhouse
2102188	210214	JAMES GEDDES 02	315 TULLY ST	2	1	Rowhouse/Townhouse
2102189	210213	JAMES GEDDES 02	317 TULLY ST	2	1	Rowhouse/Townhouse
2102190	210213	JAMES GEDDES 02	319 TULLY ST	2	1	Rowhouse/Townhouse
2102191	210213	JAMES GEDDES 02	321 TULLY ST	2	1	Rowhouse/Townhouse
2102192	210213	JAMES GEDDES 02	323 TULLY ST	2	1	Rowhouse/Townhouse
2102193	210213	JAMES GEDDES 02	325 TULLY ST	2	1	Rowhouse/Townhouse
2102194	210213	JAMES GEDDES 02	327 TULLY ST	2	1	Rowhouse/Townhouse
2102195	210213	JAMES GEDDES 02	329 TULLY ST	2	1	Rowhouse/Townhouse
2102196	210213	JAMES GEDDES 02	331 TULLY ST	2	1	Rowhouse/Townhouse
2102197	210212	JAMES GEDDES 02	401 TULLY ST	2	1	Rowhouse/Townhouse

UNIT NUMBER	BUILDING	PROPERTY	ADDRESS	BEDS	FLOOR	TYPE
2102198	210212	JAMES GEDDES 02	403 TULLY ST	2	1	Rowhouse/Townhouse
2102199	210212	JAMES GEDDES 02	405 TULLY ST	2	1	Rowhouse/Townhouse
2102200	210212	JAMES GEDDES 02	407 TULLY ST	2	1	Rowhouse/Townhouse
2102201	210212	JAMES GEDDES 02	409 TULLY ST	2	1	Rowhouse/Townhouse
2102202	210212	JAMES GEDDES 02	411 TULLY ST	2	1	Rowhouse/Townhouse
2102203	210212	JAMES GEDDES 02	413 TULLY ST	2	1	Rowhouse/Townhouse
2102204	210212	JAMES GEDDES 02	415 TULLY ST	2	1	Rowhouse/Townhouse
2102205	210215	JAMES GEDDES 02	300 TULLY ST	2	1	Rowhouse/Townhouse
2102206	210215	JAMES GEDDES 02	302 TULLY ST	3	1	Rowhouse/Townhouse
2102207	210215	JAMES GEDDES 02	304 TULLY ST	3	1	Rowhouse/Townhouse
2102208	210215	JAMES GEDDES 02	306 TULLY ST	3	1	Rowhouse/Townhouse
2102209	210215	JAMES GEDDES 02	308 TULLY ST	3	1	Rowhouse/Townhouse
2102210	210215	JAMES GEDDES 02	310 TULLY ST	2	1	Rowhouse/Townhouse
2102211	210216	JAMES GEDDES 02	316 TULLY ST	2	1	Rowhouse/Townhouse
2102212	210216	JAMES GEDDES 02	318 TULLY ST	3	1	Rowhouse/Townhouse
2102213	210216	JAMES GEDDES 02	320 TULLY ST	3	1	Rowhouse/Townhouse
2102214	210216	JAMES GEDDES 02	322 TULLY ST	3	1	Rowhouse/Townhouse
2102215	210216	JAMES GEDDES 02	324 TULLY ST	3	1	Rowhouse/Townhouse
2102216	210216	JAMES GEDDES 02	326 TULLY ST	2	1	Rowhouse/Townhouse
2102217	210217	JAMES GEDDES 02	330 TULLY ST	2	1	Rowhouse/Townhouse
2102218	210217	JAMES GEDDES 02	332 TULLY ST	2	1	Rowhouse/Townhouse
2102219	210217	JAMES GEDDES 02	334 TULLY ST	2	1	Rowhouse/Townhouse
2102220	210217	JAMES GEDDES 02	336 TULLY ST	2	1	Rowhouse/Townhouse
2102221	210217	JAMES GEDDES 02	338 TULLY ST	2	1	Rowhouse/Townhouse
2102222	210217	JAMES GEDDES 02	340 TULLY ST	2	1	Rowhouse/Townhouse
2102223	210217	JAMES GEDDES 02	342 TULLY ST	2	1	Rowhouse/Townhouse
2102224	210217	JAMES GEDDES 02	344 TULLY ST	2	1	Rowhouse/Townhouse
2102225	210218	JAMES GEDDES 02	410 TULLY ST	2	1	Rowhouse/Townhouse
2102226	210218	JAMES GEDDES 02	412 TULLY ST	3	1	Rowhouse/Townhouse

UNIT NUMBER	BUILDING	PROPERTY	ADDRESS	BEDS	FLOOR	TYPE
2102227	210218	JAMES GEDDES 02	414 TULLY ST	3	1	Rowhouse/Townhouse
2102228	210218	JAMES GEDDES 02	416 TULLY ST	3	1	Rowhouse/Townhouse
2102229	210218	JAMES GEDDES 02	418 TULLY ST	3	1	Rowhouse/Townhouse
2102230	210218	JAMES GEDDES 02	420 TULLY ST	2	1	Rowhouse/Townhouse
2102231	210219	JAMES GEDDES 02	422 TULLY ST	2	1	Rowhouse/Townhouse
2102232	210219	JAMES GEDDES 02	424 TULLY ST	3	1	Rowhouse/Townhouse
2102233	210219	JAMES GEDDES 02	426 TULLY ST	3	1	Rowhouse/Townhouse
2102234	210219	JAMES GEDDES 02	428 TULLY ST	3	1	Rowhouse/Townhouse
2102235	210219	JAMES GEDDES 02	430 TULLY ST	3	1	Rowhouse/Townhouse
2102236	210219	JAMES GEDDES 02	432 TULLY ST	2	1	Rowhouse/Townhouse
2102237	210220	JAMES GEDDES 02	301 TIOGA ST	3	1	Rowhouse/Townhouse
2102238	210220	JAMES GEDDES 02	303 TIOGA ST	2	1	Rowhouse/Townhouse
2102239	210220	JAMES GEDDES 02	305 TIOGA ST	2	1	Rowhouse/Townhouse
2102240	210220	JAMES GEDDES 02	307 TIOGA ST	2	1	Rowhouse/Townhouse
2102241	210220	JAMES GEDDES 02	309 TIOGA ST	2	1	Rowhouse/Townhouse
2102242	210220	JAMES GEDDES 02	311 TIOGA ST	2	1	Rowhouse/Townhouse
2102243	210220	JAMES GEDDES 02	313 TIOGA ST	2	1	Rowhouse/Townhouse
2102244	210220	JAMES GEDDES 02	315 TIOGA ST	3	1	Rowhouse/Townhouse
2102245	210221	JAMES GEDDES 02	1 SCHOENECK CT	3	1	Rowhouse/Townhouse
2102246	210221	JAMES GEDDES 02	2 SCHOENECK CT	3	1	Rowhouse/Townhouse
2102247	210221	JAMES GEDDES 02	3 SCHOENECK CT	2	1	Rowhouse/Townhouse
2102248	210221	JAMES GEDDES 02	4 SCHOENECK CT	2	1	Rowhouse/Townhouse
2102249	210221	JAMES GEDDES 02	5 SCHOENECK CT	2	1	Rowhouse/Townhouse
2102250	210221	JAMES GEDDES 02	6 SCHOENECK CT	3	1	Rowhouse/Townhouse
2102251	210221	JAMES GEDDES 02	7 SCHOENECK CT	3	1	Rowhouse/Townhouse
2102252	210222	JAMES GEDDES 02	8 SCHOENECK CT	3	1	Rowhouse/Townhouse
2102253	210222	JAMES GEDDES 02	9 SCHOENECK CT	3	1	Rowhouse/Townhouse
2102254	210222	JAMES GEDDES 02	10 SCHOENECK CT	2	1	Rowhouse/Townhouse
2102255	210222	JAMES GEDDES 02	11 SCHOENECK CT	2	1	Rowhouse/Townhouse

UNIT NUMBER	BUILDING	PROPERTY	ADDRESS	BEDS	FLOOR	TYPE
2102256	210222	JAMES GEDDES 02	12 SCHOENECK CT	2	1	Rowhouse/Townhouse
2102257	210222	JAMES GEDDES 02	13 SCHOENECK CT	3	1	Rowhouse/Townhouse
2102258	210222	JAMES GEDDES 02	14 SCHOENECK CT	3	1	Rowhouse/Townhouse
2102259	210224	JAMES GEDDES 02	1 STONE CT	3	1	Rowhouse/Townhouse
2102260	210224	JAMES GEDDES 02	2 STONE CT	3	1	Rowhouse/Townhouse
2102261	210224	JAMES GEDDES 02	3 STONE CT	2	1	Rowhouse/Townhouse
2102262	210224	JAMES GEDDES 02	4 STONE CT	2	1	Rowhouse/Townhouse
2102263	210224	JAMES GEDDES 02	5 STONE CT	2	1	Rowhouse/Townhouse
2102264	210224	JAMES GEDDES 02	6 STONE CT	3	1	Rowhouse/Townhouse
2102265	210224	JAMES GEDDES 02	7 STONE CT	3	1	Rowhouse/Townhouse
2102266	210223	JAMES GEDDES 02	8 STONE CT	3	1	Rowhouse/Townhouse
2102267	210223	JAMES GEDDES 02	9 STONE CT	3	1	Rowhouse/Townhouse
2102268	210223	JAMES GEDDES 02	10 STONE CT	2	1	Rowhouse/Townhouse
2102269	210223	JAMES GEDDES 02	11 STONE CT	2	1	Rowhouse/Townhouse
2102270	210223	JAMES GEDDES 02	12 STONE CT	2	1	Rowhouse/Townhouse
2102271	210223	JAMES GEDDES 02	13 STONE CT	3	1	Rowhouse/Townhouse
2102272	210223	JAMES GEDDES 02	14 STONE CT	3	1	Rowhouse/Townhouse
2102273	210231	JAMES GEDDES 02	15 STONE CT	3	1	Rowhouse/Townhouse
2102274	210231	JAMES GEDDES 02	16 STONE CT	3	1	Rowhouse/Townhouse
2102275	210231	JAMES GEDDES 02	17 STONE CT	2	1	Rowhouse/Townhouse
2102276	210231	JAMES GEDDES 02	18 STONE CT	2	1	Rowhouse/Townhouse
2102277	210231	JAMES GEDDES 02	19 STONE CT	2	1	Rowhouse/Townhouse
2102278	210231	JAMES GEDDES 02	20 STONE CT	3	1	Rowhouse/Townhouse
2102279	210231	JAMES GEDDES 02	21 STONE CT	3	1	Rowhouse/Townhouse
2102280	210225	JAMES GEDDES 02	22 STONE CT	3	1	Rowhouse/Townhouse
2102281	210225	JAMES GEDDES 02	23 STONE CT	3	1	Rowhouse/Townhouse
2102282	210225	JAMES GEDDES 02	24 STONE CT	2	1	Rowhouse/Townhouse
2102283	210225	JAMES GEDDES 02	25 STONE CT	2	1	Rowhouse/Townhouse
2102284	210225	JAMES GEDDES 02	26 STONE CT	2	1	Rowhouse/Townhouse

UNIT NUMBER	BUILDING	PROPERTY	ADDRESS	BEDS	FLOOR	TYPE
2102285	210225	JAMES GEDDES 02	27 STONE CT	3	1	Rowhouse/Townhouse
2102286	210225	JAMES GEDDES 02	28 STONE CT	3	1	Rowhouse/Townhouse
2102287	210227	JAMES GEDDES 02	1 CORCORAN CT	3	1	Rowhouse/Townhouse
2102288	210227	JAMES GEDDES 02	2 CORCORAN CT	3	1	Rowhouse/Townhouse
2102289	210227	JAMES GEDDES 02	3 CORCORAN CT	2	1	Rowhouse/Townhouse
2102290	210227	JAMES GEDDES 02	4 CORCORAN CT	2	1	Rowhouse/Townhouse
2102291	210227	JAMES GEDDES 02	5 CORCORAN CT	2	1	Rowhouse/Townhouse
2102292	210227	JAMES GEDDES 02	6 CORCORAN CT	3	1	Rowhouse/Townhouse
2102293	210227	JAMES GEDDES 02	7 CORCORAN CT	3	1	Rowhouse/Townhouse
2102294	210226	JAMES GEDDES 02	8 CORCORAN CT	3	1	Rowhouse/Townhouse
2102295	210226	JAMES GEDDES 02	9 CORCORAN CT	3	1	Rowhouse/Townhouse
2102296	210226	JAMES GEDDES 02	10 CORCORAN CT	2	1	Rowhouse/Townhouse
2102297	210226	JAMES GEDDES 02	11 CORCORAN CT	2	1	Rowhouse/Townhouse
2102298	210226	JAMES GEDDES 02	12 CORCORAN CT	2	1	Rowhouse/Townhouse
2102299	210226	JAMES GEDDES 02	13 CORCORAN CT	3	1	Rowhouse/Townhouse
2102300	210226	JAMES GEDDES 02	14 CORCORAN CT	3	1	Rowhouse/Townhouse
2102301	210228	JAMES GEDDES 02	15 CORCORAN CT	3	1	Rowhouse/Townhouse
2102302	210228	JAMES GEDDES 02	16 CORCORAN CT	3	1	Rowhouse/Townhouse
2102303	210228	JAMES GEDDES 02	17 CORCORAN CT	2	1	Rowhouse/Townhouse
2102304	210228	JAMES GEDDES 02	18 CORCORAN CT	2	1	Rowhouse/Townhouse
2102305	210228	JAMES GEDDES 02	19 CORCORAN CT	2	1	Rowhouse/Townhouse
2102306	210228	JAMES GEDDES 02	20 CORCORAN CT	3	1	Rowhouse/Townhouse
2102307	210228	JAMES GEDDES 02	21 CORCORAN CT	3	1	Rowhouse/Townhouse
2102308	210229	JAMES GEDDES 02	201 OTISCO ST	2	1	Rowhouse/Townhouse
2102309	210229	JAMES GEDDES 02	203 OTISCO ST	3	1	Rowhouse/Townhouse
2102310	210229	JAMES GEDDES 02	205 OTISCO ST	3	1	Rowhouse/Townhouse
2102311	210229	JAMES GEDDES 02	207 OTISCO ST	3	1	Rowhouse/Townhouse
2102312	210229	JAMES GEDDES 02	209 OTISCO ST	3	1	Rowhouse/Townhouse
2102313	210229	JAMES GEDDES 02	211 OTISCO ST	2	1	Rowhouse/Townhouse

UNIT NUMBER	BUILDING	PROPERTY	ADDRESS	BEDS	FLOOR	TYPE
2102314	210230	JAMES GEDDES 02	213 OTISCO ST	2	1	Rowhouse/Townhouse
2102315	210230	JAMES GEDDES 02	215 OTISCO ST	3	1	Rowhouse/Townhouse
2102316	210230	JAMES GEDDES 02	217 OTISCO ST	3	1	Rowhouse/Townhouse
2102317	210230	JAMES GEDDES 02	219 OTISCO ST	3	1	Rowhouse/Townhouse
2102318	210230	JAMES GEDDES 02	221 OTISCO ST	3	1	Rowhouse/Townhouse
2102319	210230	JAMES GEDDES 02	223 OTISCO ST	2	1	Rowhouse/Townhouse
2102320	210232	JAMES GEDDES 02	301 OTISCO ST	2	1	Rowhouse/Townhouse
2102321	210232	JAMES GEDDES 02	303 OTISCO ST	3	1	Rowhouse/Townhouse
2102322	210232	JAMES GEDDES 02	305 OTISCO ST	3	1	Rowhouse/Townhouse
2102323	210232	JAMES GEDDES 02	307 OTISCO ST	3	1	Rowhouse/Townhouse
2102324	210232	JAMES GEDDES 02	309 OTISCO ST	3	1	Rowhouse/Townhouse
2102325	210232	JAMES GEDDES 02	311 OTISCO ST	2	1	Rowhouse/Townhouse
2102326	210233	JAMES GEDDES 02	313 OTISCO ST	2	1	Rowhouse/Townhouse
2102327	210233	JAMES GEDDES 02	315 OTISCO ST	3	1	Rowhouse/Townhouse
2102328	210233	JAMES GEDDES 02	317 OTISCO ST	3	1	Rowhouse/Townhouse
2102329	210233	JAMES GEDDES 02	319 OTISCO ST	3	1	Rowhouse/Townhouse
2102330	210233	JAMES GEDDES 02	321 OTISCO ST	3	1	Rowhouse/Townhouse
2102331	210233	JAMES GEDDES 02	323 OTISCO ST	2	1	Rowhouse/Townhouse



James Geddes Family
(AMP 73-03 FAM)

SYRACUSE HOUSING AUTHORITY

James Geddes
AMP 73-03 FAM
Unit Listing

UNIT NUMBER	BUILDING	PROPERTY	ADDRESS	BEDS	FLOOR	TYPE
2103672	210343	JAMES-GEDDES 03	320 GIFFORD ST	3	1	Rowhouse/Townhouse
2103673	210343	JAMES-GEDDES 03	322 GIFFORD ST	3	1	Rowhouse/Townhouse
2103674	210343	JAMES-GEDDES 03	324 GIFFORD ST	3	1	Rowhouse/Townhouse
2103675	210343	JAMES-GEDDES 03	326 GIFFORD ST	3	1	Rowhouse/Townhouse
2103676	210343	JAMES-GEDDES 03	328 GIFFORD ST	3	1	Rowhouse/Townhouse
2103677	210343	JAMES-GEDDES 03	330 GIFFORD ST	3	1	Rowhouse/Townhouse
2103678	210344	JAMES-GEDDES 03	508 WYOMING ST	3	1	Rowhouse/Townhouse
2103679	210344	JAMES-GEDDES 03	510 WYOMING ST	3	1	Rowhouse/Townhouse
2103680	210344	JAMES-GEDDES 03	512 WYOMING ST	3	1	Rowhouse/Townhouse
2103681	210344	JAMES-GEDDES 03	514 WYOMING ST	3	1	Rowhouse/Townhouse
2103682	210344	JAMES-GEDDES 03	516 WYOMING ST	3	1	Rowhouse/Townhouse
2103683	210344	JAMES-GEDDES 03	518 WYOMING ST	3	1	Rowhouse/Townhouse
2103684	210345	JAMES-GEDDES 03	301 FABIVS ST	4	1	Rowhouse/Townhouse
2103685	210345	JAMES-GEDDES 03	303 FABIVS ST	4	1	Rowhouse/Townhouse
2103686	210345	JAMES-GEDDES 03	305 FABIVS ST	4	1	Rowhouse/Townhouse
2103687	210345	JAMES-GEDDES 03	307 FABIVS ST	4	1	Rowhouse/Townhouse
2103688	210345	JAMES-GEDDES 03	309 FABIVS ST	4	1	Rowhouse/Townhouse
2103689	210346	JAMES-GEDDES 03	311 FABIVS ST	4	1	Rowhouse/Townhouse
2103690	210346	JAMES-GEDDES 03	313 FABIVS ST	4	1	Rowhouse/Townhouse
2103691	210346	JAMES-GEDDES 03	315 FABIVS ST	4	1	Rowhouse/Townhouse
2103692	210346	JAMES-GEDDES 03	317 FABIVS ST	4	1	Rowhouse/Townhouse
2103693	210346	JAMES-GEDDES 03	319 FABIVS ST	4	1	Rowhouse/Townhouse

Appendix 2

Lead Hazard Information Pamphlets

(English, Spanish and Somali)

Protect Your Family from Lead in Your Home
(English Language Version)



Protect Your Family From Lead in Your Home



United States
Consumer Product
Safety Commission



United States
Department of Housing
and Urban Development

Before 1978?

Did you know that many homes built before 1978 have **lead-based paint**? Lead from paint, chips, and dust can pose serious health hazards.

Read this entire brochure to learn:

- How lead gets into the body
- How lead affects health
- What you can do to protect your family
- Where to go for more information

Before renting or buying a pre-1978 home or apartment, federal law requires:

- Sellers must disclose known information on lead-based paint or lead-based paint hazards before selling a house.
- Real estate sales contracts must include a specific warning statement about lead-based paint. Buyers have up to 10 days to check for lead.
- Landlords must disclose known information on lead-based paint or lead-based paint hazards before leases take effect. Leases must include a specific warning statement about lead-based paint.

If undertaking renovations, repairs, or painting (RRP) projects in your pre-1978 home or apartment:

- Read EPA's pamphlet, *The Lead-Safe Certified Guide to Renovate Right*, to learn about the lead-safe work practices that contractors are required to follow when working in your home (see page 12).



from Lead Hazards

If you think your home has lead-based paint:

- Don't try to remove lead-based paint yourself.
- Always keep painted surfaces in good condition to minimize deterioration.
- Get your home checked for lead hazards. Find a certified inspector or risk assessor at [epa.gov/lead](https://www.epa.gov/lead).
- Talk to your landlord about fixing surfaces with peeling or chipping paint.
- Regularly clean floors, window sills, and other surfaces.
- Take precautions to avoid exposure to lead dust when remodeling.
- When renovating, repairing, or painting, hire only EPA- or state-approved Lead-Safe certified renovation firms.
- Before buying, renting, or renovating your home, have it checked for lead-based paint.
- Consult your health care provider about testing your children for lead. Your pediatrician can check for lead with a simple blood test.
- Wash children's hands, bottles, pacifiers, and toys often.
- Make sure children eat healthy, low-fat foods high in iron, calcium, and vitamin C.
- Remove shoes or wipe soil of shoes before entering your house.

Adults and children can get lead into their bodies if they:

- Breathe in lead dust (especially during activities such as renovations, repairs, or painting that disturb painted surfaces).
- Swallow lead dust that has settled on food, food preparation surfaces, and other places.
- Eat paint chips or soil that contains lead.

Lead is especially dangerous to children under the age of 6.

- At this age, children's brains and nervous systems are more sensitive to the damaging effects of lead.
- Children's growing bodies absorb more lead.
- Babies and young children often put their hands and other objects in their mouths. These objects can have lead dust on them.



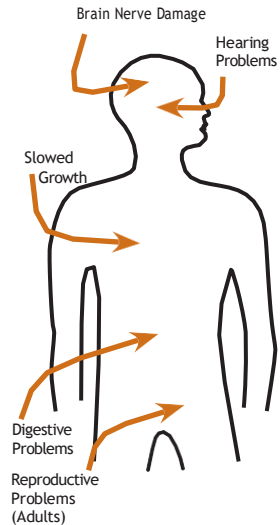
Women of childbearing age should know that lead is dangerous to a developing fetus.

- Women with a high lead level in their system before or during pregnancy risk exposing the fetus to lead through the placenta during fetal development.

Lead affects the body in many ways. It is important to know that even exposure to low levels of lead can severely harm children.

In children, exposure to lead can cause:

- Nervous system and kidney damage
- Learning disabilities, attention-deficit disorder, and decreased intelligence
- Speech, language, and behavior problems
- Poor muscle coordination
- Decreased muscle and bone growth
- Hearing damage



While low-lead exposure is most common, exposure to high amounts of lead can have devastating effects on children, including

seizures, unconsciousness, and in some cases, death.

Although children are especially susceptible to lead exposure, lead can be dangerous for adults, too.

In adults, exposure to lead can cause:

- Harm to a developing fetus
- Increased chance of high blood pressure during pregnancy
- Fertility problems (in men and women)
- High blood pressure
- Digestive problems
- Nerve disorders
- Memory and concentration problems

3

- Muscle and joint pain

Get your children and home tested if you think your home has lead.

Children's blood lead levels tend to increase rapidly from 6 to 12 months of age, and tend to peak at 18 to 24 months of age.

Consult your doctor for advice on testing your children. A simple blood test can detect lead. Blood lead tests are usually recommended for:

- Children at ages 1 and 2
- Children or other family members who have been exposed to high levels of lead
- Children who should be tested under your state or local health screening plan

Your doctor can explain what the test results mean and if more testing will be needed.

In general, the older your home or childcare facility, the more likely it has lead-based paint.¹

Many homes, including private, federally-assisted, federally-owned housing, and childcare facilities built before 1978 have lead-based paint. In 1978, the federal government banned consumer uses of lead-containing paint.²

Learn how to determine if paint is lead-based paint on page 7.

Lead can be found:

- In homes and childcare facilities in the city, country, or suburbs,
- In private and public single-family homes and apartments,
- On surfaces inside and outside of the house, and
- In soil around a home. (Soil can pick up lead from exterior paint or other sources, such as past use of leaded gas in cars.)

Learn more about where lead is found at [epa.gov/lead](https://www.epa.gov/lead).

¹ “Lead-based paint” is currently defined by the federal government as paint with lead levels greater than or equal to 1.0 milligram per square centimeter (mg/cm²), or more than 0.5% by weight.

² “Lead-containing paint” is currently defined by the federal government as lead in new dried paint in excess of 90 parts per million (ppm) by weight.

Hazards

Deteriorated lead-based paint (peeling, chipping, chalking, cracking, or damaged paint) is a hazard and needs immediate attention. **Lead-based paint** may also be a hazard when found on surfaces that children can chew or that get a lot of wear and tear, such as:

- On windows and window sills
- Doors and door frames
- Stairs, railings, banisters, and porches

Lead-based paint is usually not a hazard if it is in good condition and if it is not on an impact or friction surface like a window.

Lead dust can form when lead-based paint is scraped, sanded, or heated. Lead dust also forms when painted surfaces containing lead bump or rub together. Lead paint chips and dust can get on surfaces and objects that people touch. Settled lead dust can reenter the air when the home is vacuumed or swept, or when people walk through it. EPA currently defines the following levels of lead in dust as hazardous:

- 10 micrograms per square foot ($\mu\text{g}/\text{ft}^2$) and higher for floors, including carpeted floors
- 100 $\mu\text{g}/\text{ft}^2$ and higher for interior window sills

Lead in soil can be a hazard when children play in bare soil or when people bring soil into the house on their shoes. EPA currently defines the following levels of lead in soil as hazardous:

- 400 parts per million (ppm) and higher in play areas of bare soil
- 1,200 ppm (average) and higher in bare soil in the remainder of the yard

Remember, lead from paint chips—which you can see—and lead dust—which you may not be able to see—both can be hazards.

The only way to find out if paint, dust, or soil lead hazards exist is to test for them. The next page describes how to do this.

You can get your home tested for lead in several different ways:

- A lead-based paint **inspection** tells you if your home has lead-based paint and where it is located. It won't tell you whether your home currently has lead hazards. A trained and certified testing professional, called a lead-based paint inspector, will conduct a paint inspection using methods, such as:

- Portable x-ray fluorescence (XRF) machine
- Lab tests of paint samples

- A **risk assessment** tells you if your home currently has any lead hazards from lead in paint, dust, or soil. It also tells you what actions to take to address any hazards. A trained and certified testing professional, called a risk assessor, will:

- Sample paint that is deteriorated on doors, windows, floors, stairs, and walls
- Sample dust near painted surfaces and sample bare soil in the yard
- Get lab tests of paint, dust, and soil samples

- A combination inspection and risk assessment tells you if your home has any lead-based paint and if your home has any lead hazards, and where both are located.

Be sure to read the report provided to you after your inspection or risk assessment is completed, and ask questions about anything you do not understand.



In preparing for renovation, repair, or painting work in a pre-1978 home, Lead-Safe Certified renovators (see page 12) may:

- Take paint chip samples to determine if lead-based paint is present in the area planned for renovation and send them to an EPA-recognized lead lab for analysis. In housing receiving federal assistance, the person collecting these samples must be a certified lead-based paint inspector or risk assessor
- Use EPA-recognized tests kits to determine if lead-based paint is absent (but not in housing receiving federal assistance)
- Presume that lead-based paint is present and use lead-safe work practices

There are state and federal programs in place to ensure that testing is done safely, reliably, and effectively. Contact your state or local agency for more information, visit [epa.gov/lead](https://www.epa.gov/lead), or call **1-800-424-LEAD (5323)** for a list of contacts in your area.³

³ Hearing- or speech-challenged individuals may access this number through TTY by calling the Federal Relay Service at 1-800-877-8339.

If you suspect that your house has lead-based paint hazards, you can take some immediate steps to reduce your family's risk:

- If you rent, notify your landlord of peeling or chipping paint.
- Keep painted surfaces clean and free of dust. Clean floors, window frames, window sills, and other surfaces weekly. Use a mop or sponge with warm water and a general all-purpose cleaner. (Remember: never mix ammonia and bleach products together because they can form a dangerous gas.)
- Carefully clean up paint chips immediately without creating dust.
- Thoroughly rinse sponges and mop heads often during cleaning of dirty or dusty areas, and again afterward.
- Wash your hands and your children's hands often, especially before they eat and before nap time and bed time.
- Keep play areas clean. Wash bottles, pacifiers, toys, and stuffed animals regularly.
- Keep children from chewing window sills or other painted surfaces, or eating soil.
- When renovating, repairing, or painting, hire only EPA- or state-approved Lead-Safe Certified renovation firms (see page 12).
- Clean or remove shoes before entering your home to avoid tracking in lead from soil.
- Make sure children eat nutritious, low-fat meals high in iron, and calcium, such as spinach and dairy products. Children with good diets absorb less lead.

Disturbing lead-based paint or removing lead improperly can increase the hazard to your family by spreading even more lead dust around the house.

- In addition to day-to-day cleaning and good nutrition, you can **temporarily** reduce lead-based paint hazards by taking actions, such as repairing damaged painted surfaces and planting grass to cover lead-contaminated soil. These actions are not permanent solutions and will need ongoing attention.



- You can minimize exposure to lead when renovating, repairing, or painting by hiring an EPA- or state-certified renovator who is trained in the use of lead-safe work practices. If you are a do-it-yourselfer, learn how to use lead-safe work practices in your home.
- To remove lead hazards permanently, you should hire a certified lead abatement contractor. Abatement (or permanent hazard elimination) methods include removing, sealing, or enclosing lead-based paint with special materials. Just painting over the hazard with regular paint is not permanent control.

Always use a certified contractor who is trained to address lead hazards safely.

- Hire a Lead-Safe Certified firm (see page 12) to perform renovation, repair, or painting (RRP) projects that disturb painted surfaces.
- To correct lead hazards permanently, hire a certified lead abatement contractor. This will ensure your contractor knows how to work safely and has the proper equipment to clean up thoroughly.

Certified contractors will employ qualified workers and follow strict safety rules as set by their state or by the federal government.

Reducing Lead Hazards, continued

If **your home has had lead abatement work done** or if the housing is receiving federal assistance, once the work is completed, dust cleanup activities must be conducted until clearance testing indicates that lead dust levels are below the following levels:

- 10 micrograms per square foot ($\mu\text{g}/\text{ft}^2$) for floors, including carpeted floors
- 100 $\mu\text{g}/\text{ft}^2$ for interior windows sills
- 400 $\mu\text{g}/\text{ft}^2$ for window troughs

Abatements are designed to permanently eliminate lead-based paint hazards. However, lead dust can be reintroduced into an abated area.

- Use a HEPA vacuum on all furniture and other items returned to the area, to reduce the potential for reintroducing lead dust.
- Regularly clean floors, window sills, troughs, and other hard surfaces with a damp cloth or sponge and a general all-purpose cleaner.

Please see page 9 for more information on steps you can take to protect your home after the abatement. For help in locating certified lead abatement professionals in your area, call your state or local agency (see pages 15 and 16), [epa.gov/lead](https://www.epa.gov/lead), or call 1-800-424-LEAD.

Lead-Based Paint

If you hire a contractor to conduct renovation, repair, or painting (RRP) projects in your pre-1978 home or childcare facility (such as pre-school and kindergarten), your contractor must:

- Be a Lead-Safe Certified firm approved by EPA or an EPA-authorized state program
- Use qualified trained individuals (Lead-Safe Certified renovators) who follow specific lead-safe work practices to prevent lead contamination
- Provide a copy of EPA's lead hazard information document, *The Lead-Safe Certified Guide to Renovate Right*



RRP contractors working in pre-1978 homes and childcare facilities must follow lead-safe work practices that:

- **Contain the work area.** The area must be contained so that dust and debris do not escape from the work area. Warning signs must be put up, and plastic or other impermeable material and tape must be used.
- **Avoid renovation methods that generate large amounts of lead-contaminated dust.** Some methods generate so much lead-contaminated dust that their use is prohibited. They are:
 - Open-flame burning or torching
 - Sanding, grinding, planing, needle gunning, or blasting with power tools and equipment not equipped with a shroud and HEPA vacuum attachment
 - Using a heat gun at temperatures greater than 1100°F
- **Clean up thoroughly.** The work area should be cleaned up daily. When all the work is done, the area must be cleaned up using special cleaning methods.
- **Dispose of waste properly.** Collect and seal waste in a heavy duty bag or sheeting. When transported, ensure that waste is contained to prevent release of dust and debris.

To learn more about EPA's requirements for RRP projects, visit epa.gov/getleadsafe, or read *The Lead-Safe Certified Guide to Renovate Right*.

Lead in Drinking Water

The most common sources of lead in drinking water are lead pipes, faucets, and fixtures.

Lead pipes are more likely to be found in older cities and homes built before 1986.

You can't smell or taste lead in drinking water.

To find out for certain if you have lead in drinking water, have your water tested.

Remember older homes with a private well can also have plumbing materials that contain lead.

Important Steps You Can Take to Reduce Lead in Drinking Water

- Use only cold water for drinking, cooking and making baby formula. Remember, boiling water does not remove lead from water.
- Before drinking, flush your home's pipes by running the tap, taking a shower, doing laundry, or doing a load of dishes.
- Regularly clean your faucet's screen (also known as an aerator).
- If you use a filter certified to remove lead, don't forget to read the directions to learn when to change the cartridge. Using a filter after it has expired can make it less effective at removing lead.

Contact your water company to determine if the pipe that connects your home to the water main (called a service line) is made from lead. Your area's water company can also provide information about the lead levels in your system's drinking water.

For more information about lead in drinking water, please contact EPA's Safe Drinking Water Hotline at 1-800-426-4791. If you have other questions about lead poisoning prevention, call 1-800-424-LEAD.*

Call your local health department or water company to find out about testing your water, or visit [epa.gov/safewater](https://www.epa.gov/safewater) for EPA's lead in drinking water information. Some states or utilities offer programs to pay for water testing for residents. Contact your state or local water company to learn more.

* Hearing- or speech-challenged individuals may access this number through TTY by calling the Federal Relay Service at 1-800-877-8339.

- **Lead smelters** or other industries that release lead into the air.
- **Your job.** If you work with lead, you could bring it home on your body or clothes. Shower and change clothes before coming home. Launder your work clothes separately from the rest of your family's clothes.
- **Hobbies** that use lead, such as making pottery or stained glass, or refinishing furniture. Call your local health department for information about hobbies that may use lead.
- Old **toys** and **furniture** may have been painted with lead-containing paint. Older toys and other children's products may have parts that contain lead.⁴
- Food and liquids cooked or stored in **lead crystal** or **lead-glazed pottery or porcelain** may contain lead.
- Folk remedies, such as "**greta**" and "**azarcon**," used to treat an upset stomach.

⁴ In 1978, the federal government banned toys, other children's products, and furniture with lead-containing paint. In 2008, the federal government banned lead in most children's products. The federal government currently bans lead in excess of 100 ppm by weight in most children's products.

The National Lead Information Center

Learn how to protect children from lead poisoning and get other information about lead hazards on the Web at epa.gov/lead and hud.gov/lead, or call **1-800-424-LEAD (5323)**.

EPA's Safe Drinking Water Hotline

For information about lead in drinking water, call **1-800-426-4791**, or visit epa.gov/safewater for information about lead in drinking water.

Consumer Product Safety Commission (CPSC) Hotline

For information on lead in toys and other consumer products, or to report an unsafe consumer product or a product-related injury, call **1-800-638-2772**, or visit CPSC's website at cpsc.gov or saferproducts.gov.

State and Local Health and Environmental Agencies

Some states, tribes, and cities have their own rules related to lead-based paint. Check with your local agency to see which laws apply to you. Most agencies can also provide information on finding a lead abatement firm in your area, and on possible sources of financial aid for reducing lead hazards. Receive up-to-date address and phone information for your state or local contacts on the Web at epa.gov/lead, or contact the National Lead Information Center at **1-800-424-LEAD**.

Hearing- or speech-challenged individuals may access any of the phone numbers in this brochure through TTY by calling the toll-free Federal Relay Service at **1-800-877-8339**.

U. S. Environmental Protection Agency (EPA)

Regional Ofces

The mission of EPA is to protect human health and the environment. Your Regional EPA Office can provide further information regarding regulations and lead protection programs.

Region 1 (Connecticut, Massachusetts, Maine, New Hampshire, Rhode Island, Vermont)

Regional Lead Contact
U.S. EPA Region 1
5 Post Office Square, Suite 100, OES 05-4
Boston, MA 02109-3912
(888) 372-7341

Region 2 (New Jersey, New York, Puerto Rico, Virgin Islands)

Regional Lead Contact
U.S. EPA Region 2
2890 Woodbridge Avenue
Building 205, Mail Stop 225
Edison, NJ 08837-3679
(732) 906-6809

Region 3 (Delaware, Maryland, Pennsylvania, Virginia, DC, West Virginia)

Regional Lead Contact
U.S. EPA Region 3
1650 Arch Street
Philadelphia, PA 19103
(215) 814-2088

Region 4 (Alabama, Florida, Georgia, Kentucky, Mississippi, North Carolina, South Carolina, Tennessee)

Regional Lead Contact
U.S. EPA Region 4
AFC Tower, 12th Floor, Air, Pesticides & Toxics
61 Forsyth Street, SW
Atlanta, GA 30303
(404) 562-8998

Region 5 (Illinois, Indiana, Michigan, Minnesota, Ohio, Wisconsin)

Regional Lead Contact
U.S. EPA Region 5 (LL-17J)
77 West Jackson Boulevard
Chicago, IL 60604-3666
(312) 353-3808

Region 6 (Arkansas, Louisiana, New Mexico, Oklahoma, Texas, and 66 Tribes)

Regional Lead Contact
U.S. EPA Region 6
1445 Ross Avenue, 12th Floor
Dallas, TX 75202-2733
(214) 665-2704

Region 7 (Iowa, Kansas, Missouri, Nebraska)

Regional Lead Contact
U.S. EPA Region 7
11201 Renner Blvd.
Lenexa, KS 66219
(800) 223-0425

Region 8 (Colorado, Montana, North Dakota, South Dakota, Utah, Wyoming)

Regional Lead Contact
U.S. EPA Region 8
1595 Wynkoop St.
Denver, CO 80202
(303) 312-6966

Region 9 (Arizona, California, Hawaii, Nevada)

Regional Lead Contact
U.S. EPA Region 9 (CMD-4-2)
75 Hawthorne Street
San Francisco, CA 94105
(415) 947-4280

Region 10 (Alaska, Idaho, Oregon, Washington)

Regional Lead Contact
U.S. EPA Region 10 (20-C04)
Air and Toxics Enforcement Section
1200 Sixth Avenue, Suite 155
Seattle, WA 98101
(206) 553-1200

Consumer Product Safety Commission (CPSC)

The CPSC protects the public against unreasonable risk of injury from consumer products through education, safety standards activities, and enforcement. Contact CPSC for further information regarding consumer product safety and regulations.

CPSC

4330 East West Highway

Bethesda, MD 20814-4421

1-800-638-2772

cpsc.gov or saferproducts.gov

U. S. Department of Housing and Urban Development (HUD)

HUD's mission is to create strong, sustainable, inclusive communities and quality affordable homes for all. Contact to Office of Lead Hazard Control and Healthy Homes for further information regarding the Lead Safe Housing Rule, which protects families in pre-1978 assisted housing, and for the lead hazard control and research grant programs.

HUD

451 Seventh Street, SW, Room 8236

Washington, DC 20410-3000

(202) 402-7698

hud.gov/lead

This document is in the public domain. It may be produced by an individual or organization without permission. Information provided in this booklet is based upon current scientific and technical understanding of the issues presented and is reflective of the jurisdictional boundaries established by the statutes governing the co-authoring agencies. Following the advice given will not necessarily provide complete protection in all situations or against all health hazards that can be caused by lead exposure.

IMPORTANT!

Lead From Paint, Dust, and Soil in and Around Your Home Can Be Dangerous if Not Managed Properly

- Children under 6 years old are most at risk for lead poisoning in your home.
- Lead exposure can harm young children and babies even before they are born.
- Homes, schools, and child care facilities built before 1978 are likely to contain lead-based paint.
- Even children who seem healthy may have dangerous levels of lead in their bodies.
- Disturbing surfaces with lead-based paint or removing lead-based paint improperly can increase the danger to your family.
- People can get lead into their bodies by breathing or swallowing lead dust, or by eating soil or paint chips containing lead.
- People have many options for reducing lead hazards. Generally, lead-based paint that is in good condition is not a hazard (see page 10).



Protect Your Family from Lead in Your Home
(Spanish Language Version)



Proteja a su familia contra el plomo en el hogar



Agencia de
Protección
Ambiental de los
Estados Unidos (EPA)



Comisión de Seguridad
de Productos del
Consumidor de
Estados Unidos (CPSC)



Departamento
de la Vivienda y de
Desarrollo Urbano de los
Estados Unidos (HUD)

¿Está planeando comprar o alquilar una casa construida antes de 1978?

¿Sabía que muchas casas construidas antes de 1978 tienen **pintura con base de plomo**? El plomo en la pintura, las partículas y el polvo puede ser un peligro grave para la salud.

Lea todo este folleto para saber:

- Cómo entra el plomo en el cuerpo.
- Cómo el plomo afecta a la salud.
- Qué puede hacer para proteger a su familia.
- Adónde recurrir para obtener más información.

Antes de alquilar o comprar una casa o un apartamento construidos antes de 1978, la ley federal requiere lo siguiente:

- Los vendedores tienen que dar la información que posean acerca de la pintura con base de plomo o los peligros relacionados con dicha pintura antes de vender una casa.
- Los contratos de venta de inmuebles deben incluir una declaración de advertencia específica sobre la pintura con base de plomo. Los compradores tienen hasta 10 días para verificar la existencia de plomo.
- Los propietarios tienen que dar la información que posean acerca de la pintura con base de plomo o los peligros relacionados con dicha pintura antes de que el alquiler entre en vigencia. Los contratos de alquiler deben incluir una declaración de advertencia específica sobre la pintura con base de plomo.

Si emprenderá algún proyecto de renovación, reparación o pintura (RRP, por sus siglas en inglés) en su casa o apartamento construido antes de 1978:

- Lea el folleto de la EPA *Guía de prácticas acreditadas seguras para trabajar con el plomo para remodelar correctamente* para aprender sobre las prácticas de trabajo seguras con el plomo que los contratistas requieren utilizar cuando trabajan en su hogar (ver página 12).



Medidas sencillas para proteger a su familia contra los peligros relacionados con el plomo

Si cree que su casa tiene pintura con base de plomo:

- No trate de remover usted mismo la pintura con base de plomo.
- Mantenga siempre las superficies pintadas en buenas condiciones para minimizar el deterioro.
- Haga que examinen su casa para identificar peligros relacionados con el plomo. Encuentre un inspector certificado o un asesor de riesgos en epa.gov/lead.
- Hable con el propietario para que arregle las superficies con pintura descascarada o picada.
- Limpie con regularidad los pisos, los antepechos de las ventanas y las demás superficies.
- Tome precauciones para evitar la exposición al polvo de plomo al remodelar.
- Al realizar renovaciones, reparaciones o pintura, contrate solamente a empresas de renovación certificadas en prácticas seguras con el plomo aprobadas por el estado o la EPA.
- Antes de comprar, alquilar o renovar su casa, hágala examinar para ver si tiene pintura con base de plomo.
- Consulte con su profesional de la salud sobre pruebas para detectar la presencia de plomo en sus hijos. El pediatra puede comprobar la presencia de plomo con un simple análisis de sangre.
- Lave con frecuencia las manos, los biberones, los chupones y los juguetes de los niños.
- Asegúrese de que los niños coman alimentos saludables, bajos en grasa, y altos en hierro, calcio y vitamina C.
- Quítese los zapatos o lave la tierra de los zapatos antes de entrar a su casa.

El plomo puede entrar en el cuerpo de adultos y niños si:

- Respiran el polvo de plomo (especialmente durante las actividades de renovación, reparación y pintura que alteran las superficies pintadas).
- Tragan polvo de plomo que se ha acumulado en alimentos, superficies donde se preparan alimentos y otros lugares.
- Comen partículas de pintura o tierra que contengan plomo.

El plomo es especialmente peligroso para los niños menores de 6 años.

- A esta edad, el cerebro y el sistema nervioso de los niños son más sensibles a los efectos dañinos del plomo.
- El cuerpo en crecimiento de los niños absorbe más plomo.
- Los bebés y los niños pequeños se llevan las manos y otros objetos a la boca con frecuencia. Dichos objetos pueden estar cubiertos de polvo de plomo.



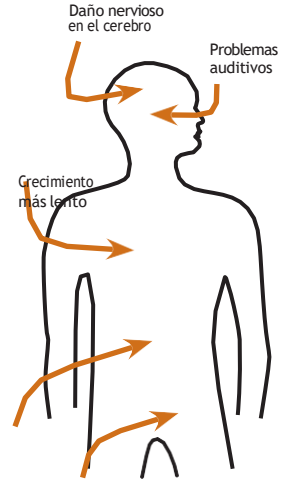
Las mujeres en edad de concebir deben saber que el plomo es peligroso para el feto en desarrollo.

- Las mujeres que tienen un nivel alto de plomo en su cuerpo antes del embarazo o mientras están embarazadas podrían exponer al feto al plomo a través de la placenta durante su desarrollo.

El plomo afecta el cuerpo de muchas maneras. Es importante saber que aun una exposición a niveles bajos de plomo puede afectar al niño gravemente.

En los niños, la exposición al plomo puede causar:

- Daño al sistema nervioso y los riñones.
- Problemas de aprendizaje, desorden de deficiencia de atención y disminución de la capacidad intelectual.
- Problemas del habla, del lenguaje y de comportamiento.
- Pobre coordinación muscular.
- Disminución en el crecimiento



muscular y de los huesos.

- Daño en la audición.

Mientras que la exposición a niveles bajos

de plomo es más común, la exposición a niveles altos de plomo puede causar efectos devastadores en los niños, incluso convulsiones, pérdida del conocimiento y, en algunos casos, la muerte.

Aunque los niños son especialmente susceptibles a la exposición al plomo, también puede ser peligroso para los adultos.

En los adultos, la exposición al plomo puede causar:

- Daño a un feto en desarrollo.
- Mayor probabilidad de tener tensión arterial alta durante el embarazo.
- Problemas de fertilidad (en hombres y mujeres).
- Tensión arterial alta.
- Problemas digestivos.
- Trastornos nerviosos.
- Problemas de memoria y concentración.

- Dolores musculares y articulares.

Haga que examinen a sus niños y a su casa si cree que esta tiene plomo.

El nivel de plomo en la sangre de los niños tiende a aumentar con rapidez entre los 6 y 12 meses de edad, y tiende a llegar al nivel más alto entre los 18 y 24 meses de edad.

Consulte a su médico en cuanto a la necesidad de examinar a sus niños. Un sencillo análisis de sangre puede detectar la presencia de plomo. Los análisis de sangre para detectar plomo se recomiendan generalmente para:

- Niños de 1 a 2 años de edad.
- Niños u otros miembros de la familia que hayan estado expuestos a niveles altos de plomo.
- Niños que deben examinarse en virtud del plan local o estatal de exámenes médicos.

Su médico puede explicarle los resultados de las pruebas y decirle si es necesario realizar más análisis.

Generalmente, cuanto más vieja sea su casa o centro de cuidado infantil, mayor será la posibilidad de que tenga pintura con base de plomo.¹

Muchas viviendas —incluidas las viviendas privadas, las de propiedad federal y las que reciben ayuda federal— y centros de cuidado infantil construidos antes de 1978 tienen pintura con base de plomo. En 1978, el gobierno federal prohibió el uso por parte del consumidor de pintura que contenga plomo.²

En la página 7, encontrará cómo establecer si la pintura tiene plomo.

El plomo puede encontrarse en:

- Casas y centros de cuidado infantil en la ciudad, el campo o los suburbios;
- Casas y apartamentos unifamiliares privados y públicos;
- Superficies dentro y fuera de la casa; y
- La tierra alrededor de la casa (la tierra puede acumular plomo de la pintura exterior u otras fuentes, tales como la gasolina con plomo que se usaba en el pasado en los automóviles).

Obtenga más información sobre dónde se encuentra plomo en epa.gov/lead.

¹ En la actualidad, el gobierno federal define la “pintura con base de plomo” como pintura con niveles de plomo superiores o iguales a 1.0 miligramo por centímetro cuadrado (mg/cm²) o con más de 0.5 % por peso.

² En la actualidad, el gobierno federal define la “pintura que contiene plomo” como plomo en pintura nueva seca que supere las 90 partes por millón (ppm) por peso.

peligros de la pintura con base de plomo

La pintura con base de plomo deteriorada (**descascarada, picada, pulverizada, agrietada o dañada**) es un peligro y requiere atención inmediata. La **pintura con base de plomo** también puede ser un peligro si se encuentra en superficies que los niños puedan morder o que se desgasten mucho, tales como:

- Ventanas y antepechos de ventanas.
- Puertas y marcos de puertas.
- Escaleras, pasamanos, barandas y porches.

La **pintura con base de plomo generalmente no es peligrosa si está en buenas condiciones** y no está en una superficie de impacto o de fricción, como en una ventana.

El **polvo de plomo** puede formarse al raspar, lijar o calentar la pintura con base de plomo. También se forma cuando las superficies pintadas que contienen polvo se golpean o frotan entre sí. Las partículas y el polvo de la pintura que contiene plomo pueden acumularse en superficies y objetos que las personas tocan. El polvo de plomo que se ha acumulado puede volver a mezclarse con el aire cuando se aspira o barre la casa, o cuando las personas caminan sobre el mismo. Actualmente, la EPA define como peligrosos los siguientes niveles de plomo en el polvo:

- 10 microgramos por pie cuadrado ($\mu\text{g}/\text{pie}^2$) o más en pisos, incluidos pisos alfombrados.
- 100 $\mu\text{g}/\text{pie}^2$ o más en los antepechos de ventanas interiores.

El **plomo en la tierra** puede ser peligroso cuando los niños juegan en tierra descubierta o cuando las personas meten tierra en la casa con los zapatos. Actualmente, la EPA define como peligrosos los siguientes niveles de plomo en la tierra:

- 400 partes por millón (ppm) o más en áreas de juego de tierra descubierta.
- 1,200 ppm (promedio) o más en la tierra descubierta del resto del jardín.

Recuerde que el plomo de las partículas de pintura —que puede ver— y el polvo de plomo —que tal vez no pueda ver— pueden ser peligrosos.

La única forma de saber si existe peligro debido a la presencia de plomo en pintura, polvo o tierra es realizando pruebas. En la página siguiente se describe cómo hacer esto.

Puede evaluar su casa de diferentes maneras para determinar si tiene plomo:

- Una **inspección** de la pintura con base de plomo le dirá si su casa tiene pintura con base de plomo y dónde se localiza. Sin embargo, esta inspección no le dirá si en su casa existen actualmente peligros relacionados con el plomo. Un profesional experto en pruebas capacitado y certificado, que se llama inspector de pintura con base de plomo, realizará la inspección de la pintura utilizando métodos como:



- Máquina portátil de fluorescencia por rayos X (XRF, por sus siglas en inglés).
- Pruebas de laboratorio de muestras de pintura.
- Una **evaluación de riesgo** le dirá si en su casa existe actualmente algún peligro relacionado con el plomo debido a la presencia de plomo en la pintura, el polvo o la tierra. También le dirá qué acciones debe llevar a cabo para eliminar estos peligros. Un profesional experto en pruebas capacitado y certificado, que se llama asesor de riesgo, hará lo siguiente:
 - Tomará muestras de la pintura deteriorada de puertas, ventanas, pisos, escaleras y paredes.
 - Tomará muestras del polvo cerca de las superficies pintadas y muestras de tierra descubierta del patio.
 - Hará pruebas de laboratorio con las muestras de pintura, polvo y tierra.
- Una combinación de evaluación de riesgo e inspección le dirá si en su casa hay pintura con base de plomo, si existe algún peligro relacionado con el plomo y dónde se localizan ambos.

Asegúrese de leer el informe que le entreguen una vez finalizada la inspección o la evaluación de riesgo, y pregunte todo lo que no entienda.

Al preparar un trabajo de renovación, reparación o pintura en una casa construida antes de 1978, los renovadores certificados para prácticas seguras con el plomo (vea la página 12) pueden:

- Tomar muestras de partículas de pintura para determinar si hay pintura con base de plomo en el área que se prevé renovar y enviarlas para analizar a un laboratorio especializado en plomo reconocido por la EPA. En viviendas que reciben ayuda federal, la persona que recolecte estas muestras debe ser un evaluador de riesgo o inspector certificado de pintura con base de plomo.
- Utilizar juegos de pruebas reconocidos por la EPA para determinar si no hay pintura con base de plomo (no se deben usar en viviendas que reciban ayuda federal).
- Suponer que hay pintura con base de plomo y utilizar prácticas de trabajo seguras con el plomo.

Existen programas estatales y federales para garantizar que las pruebas se realicen de modo seguro, confiable y con eficacia. Comuníquese con la agencia estatal o local para obtener más información, visite epa.gov/lead o llame al **1-800-424-LEAD (5323)** para obtener una lista de contactos en su área.³

³ Las personas con impedimentos auditivos o del habla pueden acceder a este número a través del sistema TTY llamando al Federal Relay Service (Servicio Federal de Retransmisión) al 1-800-877-8399.

proteger a su familia

Si sospecha que su casa tiene algún peligro relacionado con pintura con base de plomo, puede tomar algunas medidas inmediatas para reducir el riesgo de su familia:

- Si alquila, infórmele al propietario si hay pintura descascarándose o picándose.
- Mantenga las superficies pintadas limpias y sin polvo. Limpie semanalmente los pisos, los marcos y antepechos de las ventanas y las demás superficies. Use un trapeador o una esponja con agua tibia y un limpiador para usos múltiples. (Recuerde: nunca mezcle productos de amoníaco con blanqueadores, ya que pueden formar gases peligrosos.)
- Limpie inmediatamente y con cuidado las partículas de pintura sin generar polvo.
- Enjuague bien y con frecuencia las esponjas y las cabezas de los trapeadores mientras limpia las áreas sucias o con polvo, y vuelva a hacerlo cuando termine de limpiar.
- Lávese con frecuencia las manos y también las de sus hijos, especialmente antes de comer, antes de la siesta y antes de irse a dormir.
- Mantenga limpias las áreas de juego. Lave con regularidad los biberones, los chupones, los juguetes y los animales de peluche.
- No permita que los niños muerdan los antepechos de las ventanas ni las demás superficies pintadas, ni tampoco que coman tierra.
- Al realizar renovaciones, reparaciones o pintura, contrate a empresas de renovación certificadas en prácticas seguras con el plomo aprobadas por el estado o la EPA (vea la página 12).
- Límpiense o quítese los zapatos antes de entrar a la casa para evitar meter el plomo de la tierra.
- Asegúrese de que los niños coman alimentos nutritivos, bajos en grasa y altos en hierro y calcio, tales como las espinacas y los productos lácteos. Los niños con una dieta adecuada absorben menos plomo.

Alterar la pintura con base de plomo o remover incorrectamente el plomo puede aumentar el peligro para su familia, ya que esparce aún más el polvo de plomo en la casa.



- Además de la limpieza diaria y la buena nutrición, usted puede reducir **temporariamente** los riesgos relacionados con la pintura con base de plomo tomando medidas, como la reparación de las superficies pintadas que estén dañadas y plantar césped para cubrir la tierra contaminada con plomo. Estas medidas no son soluciones permanentes y necesitarán atención continua.
- Para minimizar la exposición al plomo cuando renueve, repare o pinte su casa, contrate a un renovador certificado por el estado o la EPA que esté capacitado en el uso de prácticas de trabajo seguras con el plomo. Si es una persona que suele hacer los trabajos por su cuenta, aprenda a utilizar prácticas de trabajo seguras con el plomo en su casa.
- Para remover permanentemente los peligros relacionados con el plomo, debe contratar a un contratista certificado para que "remueva" el plomo. Los métodos para remover (o eliminar permanentemente el peligro) incluyen la eliminación, el sellado o el revestimiento de la pintura con base de plomo con materiales especiales. Simplemente pintar sobre la pintura que presenta riesgos con una pintura común no es un control permanente.

Siempre recurra a un contratista certificado que esté capacitado para corregir los peligros relacionados con el plomo de manera segura.

- Contrate a una empresa certificada en prácticas seguras con el plomo (vea la página 12) para realizar proyectos de renovación, reparación o pintura (RRP) a fin de no alterar las superficies pintadas.
- Para corregir permanentemente los peligros relacionados con el plomo, contrate a un contratista certificado para que "remueva" el plomo. Esto asegurará que el contratista sepa cómo trabajar en forma segura y tenga el equipo apropiado para limpiar minuciosamente.

Los contratistas certificados contratarán a trabajadores cualificados y seguirán reglas estrictas de seguridad según lo dicta el estado o el gobierno federal.

Reduciendo los peligros del plomo (continuación)

Si en su casa se realizó un trabajo para remover el plomo o si se trata de una vivienda que recibe ayuda federal, una vez que se termine el trabajo, deben realizarse las actividades de limpieza del polvo hasta que las pruebas de aprobación indiquen que los niveles de polvo de plomo están por debajo de los siguientes niveles:

- 10 microgramos por pie cuadrado ($\mu\text{g}/\text{pie}^2$) en pisos, incluidos pisos alfombrados.
- 100 $\mu\text{g}/\text{pie}^2$ en los antepechos de ventanas interiores.
- 400 $\mu\text{g}/\text{pie}^2$ en los canales de ventanas.

Los métodos para remover el plomo están diseñados para eliminar permanentemente los peligros relacionados con la pintura a base de plomo. Sin embargo, el polvo de plomo puede reintroducirse en una zona de eliminación.

- Usar una aspiradora HEPA en todos los muebles y otros artículos que se devuelvan a la zona de eliminación, para reducir la posibilidad de reintroducir el polvo de plomo.
- Limpiar regularmente los pisos, antepechos y canales de ventanas y otras superficies duras con un trapeador o una esponja húmeda y un limpiador para usos múltiples.

Vea la página 9 para obtener más información sobre las medidas para proteger a su casa después de una actividad de eliminación del plomo. Para obtener ayuda para localizar en su área profesionales certificados que remuevan el plomo, llame a la agencia estatal o local (vea las páginas 15 y 16), visite epa.gov/lead o llame al **1-800-424-LEAD**.

Si contrata a un contratista para que realice proyectos de renovación, reparación o pintura (RRP) en una casa o centro de cuidado infantil construidos antes de 1978 (como centros preescolares y jardines de infancia), el contratista debe:

- Ser una empresa certificada en prácticas seguras con el plomo, aprobada por la EPA o por un programa estatal autorizado por la EPA.
- Utilizar personas cualificadas y capacitadas (renovadores certificados en prácticas seguras con el plomo) que empleen prácticas de trabajo seguras con el plomo específicas, a fin de evitar la contaminación con plomo.
- Darle una copia del documento informativo de la EPA sobre peligros relacionados con el plomo que se titula *Guía de prácticas acreditadas seguras para trabajar con el plomo para remodelar correctamente*.



Los contratistas de RRP que trabajen en casas o centros de cuidado infantil construidos antes de 1978 deben seguir prácticas de trabajo seguras con el plomo que:

- **Contengan el área de trabajo.** Debe contenerse el área para que el polvo y los escombros no se escapen del área de trabajo. Deben colocarse letreros de advertencia, y debe usarse cinta y material plástico u otro tipo de material impermeable.
- **Eviten los métodos de renovación que generan grandes cantidades de polvo contaminado con plomo.** Algunos métodos producen tanto polvo contaminado con plomo que su uso está prohibido. Entre estos métodos se incluyen:
 - Quema o fameado a llama abierta.
 - Lijado, esmerilado, cepillado, uso de pistolas de aguja o limpieza a chorro con herramientas eléctricas y equipos sin cubierta y accesorio de aspiradora HEPA.
 - Pistola de aire caliente a temperaturas superiores a 1100 °F.
- **Limpieen minuciosamente.** El área de trabajo debe limpiarse diariamente. Una vez terminado todo el trabajo, debe limpiarse el área con métodos de limpieza especiales.
- **Eliminen los desechos adecuadamente.** Recoja los residuos en una bolsa o lámina de alta resistencia y séllela. Cuando transporte los residuos, asegúrese de que la bolsa o lámina esté bien cerrada para que el polvo y los escombros no se escapen.

Para obtener más información sobre los requisitos de la EPA para los proyectos de RRP, visite epa.gov/getleadsafe o lea *Guía de prácticas acreditadas seguras para trabajar con el plomo para remodelar correctamente*.

Plomo en el agua potable

Las fuentes más comunes de plomo en el agua potable son las tuberías, grifos y accesorios de plomo.

Las tuberías de plomo son más factibles de encontrar en las ciudades más antiguas y en las casas construidas antes de 1986.

El plomo en el agua potable no presenta ningún olor ni sabor.

Para saber con seguridad si tiene plomo en el agua potable, debe hacerla analizar.

Recuerde que las casas más viejas con un pozo privado también pueden tener materiales de plomería que contengan plomo.

Medidas que puede tomar para reducir el plomo en el agua potable

- Use solo agua fría para beber, cocinar y preparar la leche del bebé. Recuerde que hervir el agua no elimina el plomo de esta.
- Antes de beber el agua, deje corriendo el grifo para purgar las tuberías del hogar, tomando una ducha, lave la ropa sucia o lave los trastes.
- Limpie regularmente el filtro del grifo (también llamado aireador).
- Si usa un filtro certificado para eliminar el plomo, no olvide leer las instrucciones para aprender cuándo cambiar el cartucho. El uso de un filtro después de su vencimiento puede hacerlo menos eficaz en la eliminación del plomo.

Comuníquese con su empresa de suministro de agua para determinar si la tubería que conecta su casa a la cañería de agua principal (llamada línea de servicio) es de plomo. Su empresa de agua local también puede brindarle información sobre los niveles de plomo en el agua potable de su sistema.

Para obtener más información sobre el plomo en el agua potable, comuníquese con [Línea directa de la EPA sobre el agua potable](#) (en inglés) al **1-800-426-4791**. Si tiene otras preguntas sobre la prevención del envenenamiento por plomo, llame al **1-800 424-LEAD**.*

Llame a su departamento de salud local o a su empresa de agua para averiguar cómo obtener un análisis del agua de su casa, o visite epa.gov/safewater para ver información de la EPA sobre el plomo en el agua potable. Algunos estados o empresas de servicios públicos ofrecen programas para pagar el análisis del agua de los residentes. Comuníquese con el servicio público de agua local o estatal para obtener más información.

* Las personas con dificultades del habla o la audición pueden acceder a este número a través de TTY llamando al Servicio Federal de Transmisión de Información al 1-800-877-8339.

- **Los hornos de fundición de plomo** u otras industrias que emiten plomo al aire.
- **Su trabajo.** Si trabaja con plomo, podría traerlo a su casa en el cuerpo o la ropa. Báñese y cámbiese la ropa antes de volver a su casa. Lave la ropa de trabajo por separado del resto de la ropa de la familia.
- **Los pasatiempos** que usan plomo, tales como hacer trabajos en cerámica, pintar en vidrio o restaurar muebles. Llame al departamento de salud local para obtener información sobre los pasatiempos en los que puede usarse plomo.
- Los **juguets** y **muebles** viejos que pueden haberse pintado con pintura que contenga plomo. Los juguetes viejos y otros productos para niños pueden contener partes con plomo.⁴
- Los alimentos y líquidos cocinados o almacenados en **crystal de plomo**, o en **cerámica o porcelana con esmalte de plomo** pueden contener plomo.
- Los remedios caseros, tales como “**greta**” y “**azarcón**”, que se usan para tratar padecimientos estomacales.

⁴ En 1978, el gobierno federal prohibió los juguetes, otros productos para niños y los muebles con pintura que contenga plomo. En 2008, el gobierno federal también prohibió el plomo en la mayoría de los productos para niños, y actualmente prohíbe el plomo en cantidades superiores a 100 ppm por peso en la mayoría de los productos para niños.

The National Lead Information Center (Centro Nacional de Información sobre el Plomo)

Averigüe cómo proteger a los niños del envenenamiento por plomo y obtenga otra información sobre los peligros relacionados con el plomo por Internet en epa.gov/lead y hud.gov/lead, o llame al **1-800-424-LEAD (5323)**.

Línea directa de agua potable segura de la EPA

Para obtener información sobre el plomo en el agua potable, llame al **1-800-426-4791** o visite epa.gov/lead para obtener información sobre el plomo en el agua potable.

Línea directa de la Comisión de Seguridad de Productos del Consumidor de Estados Unidos (CPSC)

Para pedir información relacionada con el plomo en los juguetes y en otros productos del consumidor, o para denunciar un producto del consumidor inseguro o una lesión relacionada con un producto, llame al **1-800-638-2772**, o visite el sitio web de la CPSC en cpsc.gov o saferproducts.gov.

Agencias del medio ambiente y de salud estatales y locales

Algunos estados, tribus y ciudades tienen sus propias reglas relacionadas con la pintura con base de plomo. Consulte con su agencia local para ver cuáles leyes se le aplican. La mayoría de las agencias también pueden proporcionarle información para encontrar en su área una empresa para remover el plomo, y para conseguir posibles fuentes de ayuda económica para la reducción de los peligros relacionados con el plomo. Obtenga direcciones e información telefónica actualizadas de contactos locales o estatales por Internet en epa.gov/lead, o comuníquese con el Centro Nacional de Información sobre el Plomo llamando al **1-800-424-LEAD**.

Las personas con impedimentos auditivos o del habla pueden acceder a cualquiera de los números de teléfono que se indican en este folleto a través del sistema TTY llamando en forma gratuita al Federal Relay Service (Servicio Federal de Retransmisión) al **1-800-877-8339**.

Ambiental de los Estados Unidos (EPA)

La misión de la EPA es proteger la salud de los seres humanos y el medio ambiente. La Oficina Regional de la EPA puede darle más información sobre la normativa y los programas de protección contra el plomo.

Región 1 (Connecticut, Massachusetts, Maine, New Hampshire, Rhode Island, Vermont)

Regional Lead Contact
(Contacto regional para el plomo)
U.S. EPA Region 1
Suite 1100 (CPT) One Congress Street
Boston, MA 02114-2023
(617) 918-1524

Región 2 (New Jersey, New York, Puerto Rico, Virgin Islands)

Regional Lead Contact
(Contacto regional para el plomo)
U.S. EPA Region 2
2890 Woodbridge Avenue
Building 205, Mail Stop 225
Edison, NJ 08837-3679
(732) 321-6671

Región 3 (Delaware, Maryland, Pennsylvania, Virginia, DC, West Virginia)

Regional Lead Contact
(Contacto regional para el plomo)
U.S. EPA Region 3
1650 Arch Street
Philadelphia, PA 19103
(215) 814-2088

Región 4 (Alabama, Florida, Georgia, Kentucky, Mississippi, North Carolina, South Carolina, Tennessee)

Regional Lead Contact
(Contacto regional para el plomo)
U.S. EPA Region 4
AFC Tower, 12th Floor, Air, Pesticides & Toxics
61 Forsyth Street, SW
Atlanta, GA 30303
(404) 562-8998

Región 5 (Illinois, Indiana, Michigan, Minnesota, Ohio, Wisconsin)

Regional Lead Contact
(Contacto regional para el plomo)
U.S. EPA Region 5 (DT-8J)
77 West Jackson Boulevard

Chicago, IL 60604-3666
(312) 886-7836

Región 6 (Arkansas, Louisiana, New Mexico, Oklahoma, Texas y 66 tribus)

Regional Lead Contact
(Contacto regional para el plomo)
U.S. EPA Region 6
1445 Ross Avenue, 12th Floor
Dallas, TX 75202-2733
(214) 665-2704

Región 7 (Iowa, Kansas, Missouri, Nebraska)

Regional Lead Contact
(Contacto regional para el plomo)
U.S. EPA Region 7
11201 Renner Blvd.
WWPD/TOPE
Lenexa, KS 66219
(800) 223-0425

Región 8 (Colorado, Montana, North Dakota, South Dakota, Utah, Wyoming)

Regional Lead Contact
(Contacto regional para el plomo)
U.S. EPA Region 8
1595 Wynkoop St.
Denver, CO 80202
(303) 312-6966

Región 9 (Arizona, California, Hawaii, Nevada)

Regional Lead Contact
(Contacto regional para el plomo)
U.S. EPA Region 9 (CMD-4-2)
75 Hawthorne Street
San Francisco, CA 94105
(415) 947-4280

Región 10 (Alaska, Idaho, Oregon, Washington)

Regional Lead Contact
(Contacto regional para el plomo)
U.S. EPA Region 10
Solid Waste & Toxics Unit (WCM-128)
1200 Sixth Avenue, Suite 900
Seattle, WA 98101
(206) 553-1200

Comisión de Seguridad de Productos del Consumidor de Estados Unidos (CPSC)

La CPSC protege al público contra el riesgo irrazonable de daños causados por productos del consumidor a través de educación, actividades relacionadas con normas de seguridad y aplicación de la ley. Comuníquese con la CPSC para obtener más información sobre los reglamentos y la seguridad de los productos del consumidor.

CPSC

4330 East West Highway
Bethesda, MD 20814-4421
1-800-638-2772

cpsc.gov o saferproducts.gov

Departamento de la Vivienda y de Desarrollo Urbano de los Estados Unidos (HUD)

La misión del HUD es crear comunidades fuertes, sustentables e inclusivas, así como hogares de calidad asequibles para todos. Comuníquese con la Oficina de Control de Peligros de Plomo y Hogares Saludables del HUD para obtener más información acerca de la Regla sobre Viviendas Seguras en relación con el Plomo, que protege a las familias que residen en viviendas construidas antes de 1978 que reciben ayuda económica, y acerca de los programas de control de los peligros relacionados con el plomo y de subvenciones para investigación.

HUD

451 Seventh Street, SW, Room 8236
Washington, DC 20410-3000
(202) 402-7698

hud.gov/lead

Este documento es del dominio público y puede ser reproducido por cualquier persona u organización sin necesidad de solicitar autorización. La información contenida en este folleto se basa en el conocimiento científico y técnico actual sobre los aspectos presentados, y refleja las barreras jurisdiccionales establecidas por los estatutos que gobiernan a las agencias que han colaborado en su preparación. Al seguir la asesoría que se ofrece, no se obtiene necesariamente una protección total para todas las situaciones o contra todos los peligros para la salud que pueden ser causa de la exposición al plomo.

¡IMPORTANTE!

El plomo de la pintura, del polvo y de la tierra en la casa y alrededor de esta puede ser peligroso si no se maneja adecuadamente

- Los niños menores de 6 años son los que corren mayor riesgo de envenenamiento por plomo en la casa.
- La exposición al plomo puede hacerle daño a los niños pequeños y aun a los bebés antes del nacimiento.
- Es probable que las casas, las escuelas y los centros de cuidado infantil construidos antes de 1978 contengan pintura con base de plomo.
- Aun los niños que aparentan estar saludables pueden tener niveles peligrosos de plomo en el cuerpo.
- Alterar las superficies con pintura con base de plomo o remover incorrectamente la pintura con base de plomo puede aumentar los peligros para su familia.
- El plomo puede entrar en el cuerpo de las personas al respirar o tragar polvo de plomo, o al comer tierra o partículas de pintura que contengan plomo.
- Las personas tienen muchas opciones para reducir los peligros relacionados con el plomo. Generalmente, la pintura con base de plomo que está en buenas condiciones no es peligrosa (vea la página 10).



Protect Your Family from Lead in Your Home
(Somali Language Version)



Waxaad Ka Ilaalisa Qoyskaaga Liidhka Gurigaaga



Hay'ada Ilaalinta
Deegaanka
Maraykanka



Gudida Badbaadada
Alaabta Macmiilka
Maraykanka



Waaxda Maraykanka ee
Hormarka Guryaynta iyo
Magaalada

Ma Waxaad Qorshaynaysaa Inaad Iibsato ama Kiraysato Guri La Dhisay Kahor 1978?

Miyaad og tahay in guriyo badan oo la dhisay wixii ka horeeyay 1978 ay leeyihiin **ranjiga liidhka leh**? Liidhka ranjiga, qurubyada soo dhacay, iyo dhasku waxaa leeyihiin sun waxyeelo leh oo caafmaadka u daran.

Akhri buug yarahan oo dhan si aad u ogaato:

- Sida liidhku uu u geli karo jidhka
- Sida uu liidhku u saamayn karo caafmaadka
- Waxa aad samayn karto si aad u ilaaliso qoyskaaga
- Halka aad ka heleyso macluumaad dheeraad ah

Kahor inta aadan kiraysan ama iibsan guri la dhisay wixii ka horeeyay 1978, sharciga federalku waxa uu dhigayaa:

- In cida iibinaysaa ay sheegto macluumaadka ranjiga liidhka leh ama waxyeelada ranjiga uu leeyahay kahor inta aanu iibin guriga.
- Heshiisyada iibka gurigaga shirkada waa inay la socdaan digniinta rasmiga ah ee ku saabsan ranjiga liidhka. Cida iibsanaysaa waxa ay haysataa 10 maalmood inuu ka eego liidhka.
- Mulkiilaha inuu sheego macluumaadka ranjiga liidhka leh ama waxyeelada ranjiga uu leeyahay kahor inta aana dhaqan gelin kirada gurigu. Kirada waa inay ku jirtaa digniinta rasmiga ah ee ku saabsan ranjiga liidhka.

Hadii la samaynayo mashaariic ah dayactir, hagaajin, ama ranjiyayn (RRP) ee gurigaaga la dhisey wixii ka horeeyay 1978:

- Akhri waraaqaha EPA, Tilmaamaha Xaqiijinta Badbaadada Liidhka ee Xuquuqda Dayactirka (Lead-Safe Certified Guide to Renovate Right), si aad wax uga ogaato nidaamyada shaqada badbaadada liidhka ee qandaraaslaha oo looga baahan yahay inuu raaco marka uu ka shaqaynayo gurigaaga (eeg bogga 12).



Talaabooyinka Fudud ee Aad Qoyskaaga Uga Ilaalin Karto Waxyeelada Liidhka

Hadii aad u aragto in gurigaaga uu marsan yahay ranjiga liidhka leh:

- Ha isku dayin inaad adigu ka baabi'iso ranjiga.
- Waxa aad mar kasta ilaalisaa dusha sare ee ranjiga si markaa aad u yarayso in aanu waxyeeloobin.
- Gurigaaga halaga baaro suntan liidhka. Ka raadi bare shatiyeysan ama qiimeeyaha khatarta epa.gov/lead.
- Waxa aad kala hadashaa mulkiilaha gurigaaga sidii loo hagaajin lagaa in aanu ranjigu soo daadan ama qurubyo ayna soo dhicin.
- Waxa aad si joogto ah u nadiifsaa dhulka, daaqaadaha, iyo meelaha la taaban karo.
- Waxa aad ka taxadirtaa inuu idin soo gaadho dhaska marka aad tirtirayso.
- Marka la tirtirayo, dayactiryo, ama la ranjiyaynayo, waxa aad qabsataa EPA- ama shirkad u tirtirta si Amaan ah Liidhka oo gobolku ansixiyay.
- Kahor inta aanad iibsan, kiraysan, ama dayactiran guriga, waxa aad ka eegtaa ranjiga leh liidhka.
- Waxa aad kala tashataa daryeelka caafmaad bixiyahaaga wixii ku saabsan in laga baadho carruurtaada liidhka. Dhakhtarkaaga carruurta ayaa ka baadhi kara liidhka muunada dhiiga.
- Waxa aad maydhaa gacmaha, masaasada, kadaabada, iyo alaabta ay ku ciyaaraan carruurtaadu badanaa.
- Waxa aad xaqiijisaa in aad cuntid cunto caafmaad leh, duxdeedu yar tahay oo leh bir badan, kaalshiyeem, iyo fitaamiin C.
- Waxa aad ka saartaa kabaha ama waxa aad ka masaxdaa ciida kabaha kahor inta aanu guriga lasoo galin.

Dadka Waawayn iyo Carruurta waxa jidhkooda gala liidhku hadii ay:

- Neefsadaan dhaska (gaar ahaan inta lagu jiro hawlaha sida dayactirka, hagaajinta, ama ranjiyaynta taas oo markaa lagu waxyeelayo ranjiga sare).
- Liqida dhaska liidhka leh kaas oo markaa ku jira cuntada, cunto lagu diyaariyay meel banaan ah, iyo meelo kale.
- In la cuno qurubyada ranjiga ama ciida ee leh liidhku.

Liidhku waxa uu khatar ku yahay gaar ahaan carruurta ka yar 6 jirka.

- Wakhti xaadirkan, maskaxda carruurta iyo nidaamka neerfuhu waxa ay u nugul yihiin waxyeelada liidhka.
- Jidhka koraya ee carruurta ayaa markaa liqa liidhka.
- Carruurta iyo dhallaanka waxa ay badanaa geliyaan gacmahooda iyo alaabta kale afkooda. Alaabaadkan waxa dhici karta inuu saaran yahay dhaska liidhku.



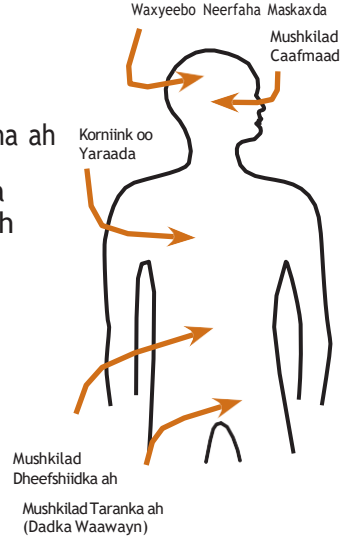
Dumarka gaadhay da'da dhalmada waa inay yaqaanaan in liidhku uu khatar ku yahay uur jiifka.

- Dumarka liidhka sare uu ku jira dhiigooda kahor ama inta ay uur leeyihiin waxa ay khatar ugu jiraan inay qaadsiiyaan uur jiifka luudhka oo uu u dhax maro madheerta inta uu ilmuhu korayo.

Liidhku waxa uu u saameeyaa jidhka qaabab kala duwan. Waxaa muhiim ah in la ogaado in xataa liidhka yar uu carruurta u keeni karo waxyeelo aad u daran.

Carruurta, in uu liidhku soo gaadhaa waxa ay keeni kartaa:

- Waxyeelo nidaamka neerfaha iyo kalyaha ah
- Laxaad la'aan waxbarasho, khalkhalka soo jeedka, iyo hoos u dhac garaadka ah
- Mushkilad hadalka, luuqada, iyo habdhaqanka ah
- Isku xidhnaanta muraqaha oo liidata
- Hoos u dhac murqaha iyo lafaha ah
- Waxyeelo maqalka ah



In kastoo soo gaadhis yar oo liidhka ah ay wax iska caadi ah ay tahay, soo gaadhida liidhka badan waxa uu ku yeelan karaa saamayn aad u daran carruurta, oo ay ku jiraan suuxdin, miyir beel, iyo mararka qaar, dhimasho.

Inkasta oo carruurta ay si gaar ah ugu nuqul yihiin liidhka badan, waxa uu waxyeelo u keeni karaa dadka waawayn sidoo kale.

Dadka waawayn, in uu liidhku soo gaadhaa waxa ay keeni kartaa:

- Waxyeelo korniinka ilmaha uur jiifka ah
- Waxa uu kordhiyaa khatarta ah inuu dhiikar yimaado wakhtiga uurka
- Mushkiladaha dhalhada (raga iyo dumarka)
- Dhiigkar
- Mushkilad dheefshiidka ah
- Khalkhal neerfaha ah
- Mushkilado xasuusta iyo soo jeedka ah
- Xanuun muraqaha iyo laalaabatooyinka jirka ah

Waxa aad baadhaa gurigaaga iyo carruurtaada hadii aad ka shakido in uu liidh leeyahay gurigaagu.

Heerka liidhka dhiiga carruurta waxaa ay u kordhi kartaa si wayn 6 ilaa 12 bilood da'da ah, oo waxa ay ugu badan tahay da'da 18 ilaa 24 bilood.

Waxa aad kala tashataa dhakhtarkaaga wixii shaybaadhka carruurtaada ku saabsan. Shaybaadhka dhiiga muunada ah waxa lagu ogaan karaa liidhka. Shaybaadhka liidhka dhiiga waxa caadiyan lagula taliyaa:

- Caruurta 1 ilaa 2 jirka ah
- Caruurta ama xubnaha kale ee qoyska ee uu saameeyey liidhka heerka sare
- Caruurta lagu shaybaadhay qorshaha shaybaadhka gobolka ama deegaanka

Dhakhtarkaaga ayaa kuu sharixi kara waxa ay ka dhigan tahay natiijada shaybaadhka iyo hadii shaybaadhka loo baahan yahay.

Guud ahaan, hadba sidii uu gurigaaga ama xarumaha daryeelka caruurta uu qadiimi u yahay, ayay u badan tahay in uu marsan yahay ranjiga liidhku.¹

Guryo badan, oo ay ku jiraan guryaha gaarka ah, kuwa kaalmada federalka ah, guryaha uu federalku leeyahay, iyo xarumo badan caruurta lagu daryeelo oo la dhisay wixii ka horeeyay 1978 waxa ay marsan yihiin ranjiga liidhka leh. 1978, dawlada federalku waxa ay mamnuucday isticmaalka alaabaadka macaamiisha ee uu marsan yahay ranjiga liidhku.²

Waxa aad ka ogaataa sida loo ogaado hadii ranjiga uu leeyahay liidh boga 7.

Liidhka waxaa laga heli karaa:

- Guryaha iyo xarumaha daryeelka caruurta ee magaada, miyiga, ama meelaha ka baxsan magaalada.
- Guryaha gaarka loo leeyahay iyo kuwa dadweynaha iyo guryaha dabaqa ah.
- Digaarada banaanka iyo guraha ee guriga, iyo.
- Ciida ku xeeran guriga. (Ciida waxa uu uga iman karaa liidhku ranjiga banaanka iyo meelo kale, sida isticmaalka hore ee shidaalka gaadiidka ee liidhka lagu daray.)

Waxa aad macluumaad dheeraad ah ka ogaataa epa.gov/lead.

¹ “Ranjiga liidhka leh” waxa wakhti xaadirkan ay ku sheegtaa dawlada federalku inuu yahay heer ka badan ama le’eg 1.0 miligiraam sentimeetir iskuweeriiba (mg/cm²), ama wax ka badan miisaanka 0.5%.

² “Ranjiga leh liidhka” waxaa ay ku sheegtaa dawlada federalku inuu yahay liidhka ranjiga isaga oo cusub ku qalalay oo ka badan 90 qaybood milyankiiba (ppm) miisaanka ah.

Ogaanshaha Ranjiga Liidhka Leh iyo Waxyeelada Ranjiga Liidhka Leh

Marka uu duugoobo ranjiga liidhka leh (dhilmo, soo googo'o, dil dilaaco, ama waxyeeloobo) waa sun oo waxa loo baahan yahay in si dhakhso ah wax looga qabto. **Ranjiga liidhka leh** waxa sidoo kale laga heli karaa meelaha dusha ah taas oo markaa carruurta ay ruugi karaan ama kaas oo markaa inta uu duuboobmo dildilaaci kara, sida:

- Daaqada iyo moorinta daaqada
- Albaabada iyo freemka albaabka
- Jaran jarada, wadiiqada, iyo barandada

Ranjiga liidhka leh caadiyan waxyeelo malaha hadii ay xaaladiisu wanaagsan tahay oo hadii aan la tataabanin ama aan la xoqin meelaha daaqada ah.

Dhaska liidhka waxa uu samaysmi karaa markii ranjiga liidhka leh la xoqo, ciid la mariyo ama la kululeeyo. Dhaska liidhka ayaa sidoo kale samaysmi kara marka bamka ama burushka wax lagu ranjiyaynayo la isku dhufto. Qurubyada ranjiga liidhka leh iyo dhaska waxa uu gaadhi karaa meelaha dusha iyo shayada ay dadku taaban karaan. Dhaska liidhka waxa uu ku dagaa oo uu dib u geli karaa hawada marka guriga la xaaqaayo ama la qalajinaayo, ama marka dadku ay dul socdaan.

EPA waxay wakhti xaadirkan ku sheegtaa heerka liidhka ee dhaska wayxeelada leh:

- 10 micrograms iskuwareeg fuudkiiba ($\mu\text{g}/\text{ft}^2$) iyo wixii ka sareeya ee dhulka, oo ay ku jirto rooga dhulka
- 100 $\mu\text{g}/\text{ft}^2$ iyo wixii ka sareeya daaqada gudaha miisha ay ka xidhanto

Liidhka ciida waxa uu keeni karaa waxyeelo marka ay carruurta ku ciyaarto ciida ama marka ay dadku usoo qaataan ciida guriga inta ay kabaha usoo raacdo. EPA waxay wakhti xaadirkan ku sheegtaa heerka liidhka ee ciida wayxeelada leh:

- 400 qaybood milyankiiba (ppm) iyo wixii ka sareeya ee aaga ciyaarta ee ciida leh
- 1,200 ppm (celcelis ahaan) iyo wixii ka sareeya ee ciida ee inta hadhsan ee barxada

Xasuusnaw, liidhka ranjiga soo googo'ay - oo aad markaa arki karto- iyo dhaska liidhka-oo aanad arki karin-labaduba waxyeelo ayay leeyihiin.

Qaabka kaliya ee aad ku ogaan karto hadii ranjiga, ama ciida ay leedahay waxyeelo waa inaad baarto. Bogga xiga waxa uu sharaxaa sida aad taas u samayn karto.

Waxa aad uga baadhi kartaa gurigaaga liidhka dhawr qaab:

- **Baadhitaanka** ranjiga liidhka leh waxa uu kuu sheegi karaa hadii gurigaaga lagu ranjiyeeyay ranjiga liidhka iyo halka uu ku yaal. Kuuma sheegeyso hadii gurigaaga uu wakhti xaadirkan leeyahay sun. Xirfadle la tobobaray oo markaa shahaado haysta, oo loo yaqaan baadhaha ranjiga liidhka leh, ayaa samayn doono baadhitaanka ranjiga isaga oo adeegsanaya qaabab, sida:



- Mishiinka raajiga laydhka folorantiga ah (XRF)
- Baadhitaanka shaybaadhka ee muunada ranjiga
- Qiimaynta khatartu waxa ay kuu sheegi doontaa hadii gurigaagu uu wakhti xaadirkan leeyahay waxyeelo liidh oo dhanka ranjiga ah, dhas ama ciida ku jirta. Waxa ay sidoo kale kuu sheegeysaa talaabada aad qaadayso si aad uga fal-celiso wixii waxyeelo ah. Xirfadle la tobobaray oo shahaado haysta, oo loo yaqaan qiimeeyaya khatarta, ayaa:
 - Qaadi doona muunada ee wixii duugoobay ee albaabka, daaqadaha, dhulka, jaran jarada, iyo gidaarka ah
 - Muunada dhaska ee ranjiga dhulka sare u dhaw iyo muunada ciida ee dhulka
 - Waxa ay tahay inaad hesho shaybaadh ranjiga ah, iyo muunada ciida
- Isku-darka baadhitaanka iyo qiimaynta khatarta waxa ay kuu sheegeysaa hadii gurigaaga uu leeyahay ranji liidh kwg iyo hadii gurigaaga uu leeyahay waxyeelo liidh, iyo halka ay labaduba ku yaalaan.

Waxa aad xaqiijisaa inaad akhrido warbixinta marka la dhameeyo baadhitaanka ama qiimaynta khatarta, oo waxa aad waydiisaa wixii aanad fahmin.

Marka aad u diyaar garoobayso shaqada dayactirka, hagaajinta, ama rajiyaynta ee guriga la dhisay wixii ka horeeyay 1978, dayactiraha Shahaada ku Haysta Amaanka Liidhka (eeg boga 12) ayaa:

- Qaadi kara muunada qurubka ranjiga si markaa loo ogaado hadii ranjiga aaga loo qorsheeyay dayactirka uu liidh leeyahay oo waxa uu u diri doonaa shaybaadh ay aqoonsan tahay EPA si uu markaa u qiimeeyo. Guryaha qaata kaalmada federalka, qofka muunada qaadayaa waa inuu ahaadaa baadhe ama qiimeeye khatar ah oo shahaado ku haysta ranjiga liidhka
- Waxa aad isticmaashaa bushqada baadhitaanka EPA si aad u ogaato in aanu jirin ranji liidh leh (laakiin loogu talagalay guryaha aan qaadan kaalmada federalka)
- Waxa aad u qaadataa in ranjiga liidhka uu jiro oo markaa waxa aad ka taxadirtaa shaqada

Waxaa jira barnaamijyo gobolka iyo federalka ah oo markaa lagu xaqiijinayo in baadhitaanka loo sameeyo si amaan ah, lagu kalsoon yahay, oo wax ku ool ah. Waxa aad la xidhiidhaa hay'ada deegaanka ama gobolka si aad u hesho wixii macluumaad ah, booqo epa.gov/lead, ama la hadal **1-800-424-LEAD (5323)** si aad u eego liiska cida lala xidhiidhayo ee deegaankaaga.³

³ Dadka hadalka ama maqalku ku adag yahay waxa ay ka heli karaan lambarka TTY iyada oo markaa kala hadlaya Adeegyada Gudbinta Federalka 1-800-877-8339.

Hadii aad ka shakido in gurigaaga uu leeyahay waxyeelo ranjiga liidhk ah, waxa aad qaadi kartaa tallaaboyin degdeg ah si aad u yarayso khatarta qoyskaaga:

- Hadii aad ku jirto kiro, waxa aad ogaysiisaa mulkiilaha guriga wixii soo go'a ama soo dhaca ee ranjiga ah.
- Waxa aad nadiifsaa meelaha ranjiyaysan oo yayna yeelan dhas. Waxa aad nadiifsaa dhulka, daaqadaha, moorinta daaqadaha, iyo meelaha kale todobaad kasta. Waxa aad isticmaashaa masaxaad ama isboonji iyo biyo diiran iyo saabuunta guud ee wax lagu nadiifyo. (Xasuusnaw: weligaa ha isku darin ammonia iyo waxyaabaha jaafeesha aha maadaama oo ay samayn karaan gaas khatar ah.)
- Waxa aad nadiifsaa ranjiga soo daatay isla markaba adiga oo aan markaa dhas abuuraynin.
- Si fican u nadiif isboonjiga iyo masaxaada marka aad ku nadiifnaysid meelaha uskaga leh ama aaga dhaska leh, oo waxa ugu xoqdaa hore iyo dib.
- Waxa aad maydhaa gacmahaaga iyo gacmaha caruurtaada badanaa, gaar ahaan kahor inta aanad cunin cunto iyo kadib marka aad hurdo isku diyaarinaysaan iyo wakhtiga hurdada.
- Waxa aad si joogto ah u nadiifsaa meelaha lagu ciyaaro. Waxa aad maydhaa masaasada, kadaabada, alaabta lagu ciyaaro, iyo xayawaanka caruusada ah.
- Waxa aad ka ilaalisaa inay carruurta calaaliyaan ama afka la galaan daaqadaha caagooda ama meelaha kale ah ee la ranjiyeeyey, ama inay cunaan ciida.
- Marka la tirtirayo, dayactiryo, ama la ranjiyaynayo, waxa aad qabsataa EPA- ama shirkad tirtirta si Amaan ah Liidhka oo gobolku Ansixiyay(ee boga 12).
- Nadiif oo waxa aad iska saartaa kabaha inta aanad soo gelin guriga si aad markaa uga hortagto inay kusoo raacdo ciidu.
- Waxa aad xaqiijisaa inay carruurta cunaan cunto nafaqo leh, duxdu ku yar tahay, leh bir badan, iyo kaalshiyeem, sida saladhka iyo waxa xoolaha laga sameeyay. Carruurta nafaqada wanaagsan cunaa waxa ay nuugaan liidh yar.

Khalkhalinta ranjiga liidhka leh ama inaad si aan munaasab ahayn u tirtirtaa waxa ay kordhisaa inay qoyskaaga ku faafto waxyeeladu oo xataa dhas badan oo liidhka ahi uu gurigaaga saameeyo.

- Marka laga tago nadaafada maalin kasta iyo nafaqada wanaagsan, waxa aad si kumeel gaadh ah u yarayn kartaa waxyeelada ranjiga adiga oo markaa qaada tallaabooyin, sida inaad dayactirto ranjiga waxyeeloobay ee meelaha muuqda iyo inaad ka beerto doog aaga ciida ee waxyeeloobay. Tallaabooyinkan maaha xal waara oo waxa ay u baahan doonaan in si joogto ah loola socdo.



- Waxa aad yarayn kartaa soo gaadhitaanka liidhka ee dadka marka la dayactirayo, hagaajinayo ama ay ranjiyaynayaan qandaraasle shahaado ka haysta EPA ama gobolka kaas oo markaa lagu toboharay isticmaalka nidaamka badbaado ee gobolka. Hadii aad laftaadu shaqadaas qabanayso, waxa aad ogaataa sida aad u isticmaali karto nidaamka badbaadada shaqada ee gurigaaga.
- Si aad sunta uga saarto si rasmi ah, waa inaad shaqaalaysiisaa qandaraasle yareeya khatarta liidhka oo shahaado haysta. Qaabka Yaraynta (ama meesha uga saarida khatarta si rasmi ah) waxaa kamid ah meesha ka saarida, moorinta, ama in lagu xidho waxyaabo gaar ah ranjiga liidhka leh. Inaad ku dul ranjiyayso ranjiga waxyeelada leh mid caadi ah maaha qaab loogu xakamayn karo si rasmi ah.

Mar kasta waxa aad isticmaashaa qandaraasle shahaado haysta kaas oo markaa loo toboharay sidii uu markaa uga shaqayn lahaa liidhka si amaan ah.

- Shaqaalaysii Shirkad Badbaadada Liidhka Shahaado ku Haysata (eeg boga 12) si ay u samayso mashaariicda dayactirka, hagaajinta, ama ranjiyaynta (RRP) taas oo markaa khalkhalinaya ranjiyaynta dusha.
- Si aad sunta ugu saxdo si rasmi ah, waa inaad qandaraaslaha aad shaqaalaysiisatay uu yareeyaa khatarta liidhka oo shahaado haysta. Tani waxa ay xaqiijin doontaa in qandaraaslaha uu garan karo sida uu si amaan ah ugu shaqayn karo oo uu markaa u helo agabka nadaafa ee saxda ah ee dhamayskaritan.

Qandaraaslaha shahaadada haystaa waxaa uu haystaa shaqaale xirfadle ah oo markaa si taxadir ah u raacaya shuruucda amniga ee ay dejiyeen gobolka ama dawlada federalku.

Yaraynta Waxyeelada Liidhka, sii socda

Hadii gurigaaga laga nadiifyay lead ama hadii gurigaagu uu qaato kaalmo federal ah, marka shaqada la dhameeyo., hawlaha ka saarida dhaska waa in qabtaa ilaa inta tijaabada nadaafadu muujinayso in heerka ugu yar ee dhasku uu jiro kaas oo u baahan heerarka soo socda:

- 10 micrograms isku wareeg fuudhkiiba ($\mu\text{g}/\text{ft}^2$) dhulka, oo ay ku jiraan dhulka roogaga ah
- 100 $\mu\text{g}/\text{ft}^2$ dabaadhka daaqada gudaha
- 400 $\mu\text{g}/\text{ft}^2$ meelaha godan ee daaqa

Abatements waxaa loogu talo geley inuu gebi ahaanba meesha ka saaro waxyeelada ranjiga. Laakiin, dhasku waxa uu dib usoo geli karaa meelaha laga saaray.

- U isticmaal faakuyuumka HEPA dhamaan alaabaadka iyo shayada kale ee lagu soo celinayo aaga, si loo yareeyo inuu soo noqdo naska leadku.
- Waxa aad ii joogto ah ugu nadiif funka, dahaashka daaqada, meelaha godan ee daaqa iyo meelaha kale ee dusha ah maro ama buush iyo nadiifyaha guud.

Fadlan eeg boga 9 wixii macluumaad dheeraad ah ee talaabooyinka aad qaadi karto si aad u ilaaliso gurigaaga kadib marka abatement lagu sameeyo. Wixii kaalmada helitaanka xirfadle abatement oo shahaado u haysta oo deegaankaaga ah, la hadal gobolka aa hay'ada deegaanka (eeg boga 15 iyo 16), ama booqo visit epa.gov/lead, ama la hadal 1-800-424-LEAD.

Dayactirka, Hagaajita ama Ranjiyaynta Guri uu Marsan Yahay Ranji Leh Liidhka

Hadii aad shaqaalaysiisato shirkad markaa kuu qabata mashruuc dayactirta, hagaajinta, ama rajiyaynta (RRP) guriga ama xarunta daryeelka carruurta ah oo la dhisay wixii ka horeeyay 1978 (sida waxbarashada dugsiga kahor iyo xanaanada carruurta), **qandaraaslahaagu waa inuu:**

- Noqdaa Shirkad Amaanka Badbaadada U shatiyeysan ee ay ansixisay EPA ama barnaamijka gobolka maamulka EPA
- Isticmaalaa shakhsi u qalma oo si gaar ah loo tobobaray (Hagaajiye Shahaado Amaanka Liidhka Haysta) kaas oo markaa raacaya nidaamka shaqada amaanka liidhka si markaa uu uga hortago sunta liidhka
- Bixiyo waraaqo macluumaadka waxyeelada liidhka EPA, *Tilmaamaha Amaanka Liidhka La Xaqiijiyay ee Tirtirka Saxda ah*



Qandaraaslaha RRP ee ka shaqaynaya guryaha iyo xarunta daryeelka carruurta la dhisay wixii ka horeeya 1978 waa inuu raacaa nidaamka badbaadada liidhka ee:

- **Xidhitaanka aaga shaqada:** Aaga waa in la xidhaa si markaa dhaska iyo qurubyadu ayna uga bixin meesha laga shaqaynayo. Calaamad digniin ah waa in lagu dhejiyaa, waana in la isticmaalaa caag ma wixii kale ee alaab ama xabag ah.
 - **Waa in la iska ilaaliyaa qaabka dayactirka ee markaa soo saaraya dhaska sunta liidhka ee badan.** Qaababka qaar ayaa soo saara liidh isticmaalkooda la mamnuucay. Waxa weeye:
 - Danba furan ama tooshka
 - Ciida, burburta, qorshaynta, irbadaha, ama qarxinta iyada oo la adeegsanayo agab xoog badan iyo agabka aan markaa qaban karin oo aan nuugi karin dhaska ka imaada
 - In la isticmaalo qoriga oo ah heerkul ka badan 1100° F
 - **In si wanaagsan loo nadiifyo.** Meesha lagu shaqaynayo waa in maalin kasta la nadiifyaa. Marka shaqadu dhamaato, aaga waa in la nadiifyaa iyada oo markaa la isticmaalayo qaabka nadiifnta gaarka ah.
 - **In si sax ah loo daadiyo qashinka.** Waxa aad uruurisaa oo aad afka ka xidhaa bacaga dhaska ama marooyinka. Marka aad qaadayso, waxa aad xaqiijisaa in qashinka la xidho si markaa looga hortago inuu kasoo baxaan dhas iyo qurubyo.

Si aad wax badan uga ogaato shuruudaha EPA ee mashaariicda RRP, booqo epa.gov/getleadsafe, ama akhri *Tilmaamaha Xaqiijinta Badbaadada Liidhka ee Ka Saarida Saxda ah*.

Liidhka Biyaha La Cabo

Meelaha ugu badan ee liidhku uga yimaado biyaha la cabayo waa beebka iyo qasabadaha liidhka ka samaysan.

Beebabka liidhka waxa ay u badan tahay in laga helo magaalooyinka iyo guryaha la dhisay wixii ka horeeyay 1986.

Waxa aad urin kartaa ama dhadhamin kartaa liidhka ku jira biyaha la cabo.

Si aad u xaqiijiso in liidh uu ku jiro biyaha aad cabayso, waa inaad baartaa biyaha adigoo isticmaalaya shaybaadh.

Waxa aad xasuusataa guryaha qadiimiga ah ee leh ceel u gaar ah waxa sidoo kale ay soo saaraan waxyaabo leh liidh.

Talaabooyinka Ugu Muhiimsan ee Aad Qaadi Karto Si Aad U ayarayo Liidhka Biyaha La Cabo

- Waxa aad kaliya biyo qabow u isticmaashaa cabida, karinta iyo qasitaanka caanaha carruurta. Xasuuso, in diirintu ayna biyaha ka saarin liidhka.
- Kahor inta aanad cabin, waxa aad waxoogaa biyaha ku furtaa beebka adiga oo qasadaba furaya, ku mayranaya, dharka, ama adigoo ku dhaqaya alaabta.
- Si joogto ah u nadiif qasabada (oo sidoo kale loo yaqaan aerator).
- Hadii aad isticmaalayso fletare la xaqiijiyay si aad uga saarto liidhka, ha iloobin in aad akhrido tilmaamaha si aad u ogaato goorta aad badali karto khadka. Inaad isticmaashaa fletterku kadib marka uu dhaco waxa ay keeni kartaa in waxqabadkiisa meesha ka saarida liidhku ay yaraato.

Waxa aad la xidhiidhaa shirkada biyaha si aad u ogaato hadii beebku uu ku xidhan yahay gurigaaga ee biyaha ee guud (oo loo yaqaan khadka adeega) inuu ka samaysan yahay liidhka. Shirkada biyaha aagaaga waxa ay sidoo kale bixin kartaa macluumaad ku saabsan heerka liidhka ee ku jira beebabka biyaha.

Wixii macluumaad dheeraad ah ee ku saabsan biyaha la cabayo, fadlan la xidhiidh Khadka Taleefanka Tooska ah ee Amaanka Biyaha La Cabayo ee EPA 1-800-426-4791. Hadii aad qabto wax su'aal ah oo kale oo ku saabsan kahortaga sunta liidka, la hadal 1-800-424-LEAD.*

La hadal waaxda caafmaad deegaanka ama shirkada biyaha si aad u ogaato baadhitaanka biyaha, ama booqo epa.gov/safewater macluumaadka liidhka ku jira biyaha la cabayo ee EPA. Gobolada qaar ama shirkada qaar waxa ay bixiyaan barnaamijyo lagu bixiyo shaybaadhka biyaha ee dadka deegaanka. Waxa aad la xidhiidhaa shirkada gobolla ama deegaanka ee biyaha si aad wax badan uga ogaato.

13 * Dadka hadalka ama maqalku ku adag yahay waxa ay ka heli karaan lambarka TTY iyada oo markaa kala hadlaya Adeegyada Gudbinta Federalka 1-800-877-8339.

- **Tumayaasha biraha** ama warshadaha kale ee liidhka ku sii daaya hawada.
- **Shaqadaada.** Hadii aad ka shaqayso liidh, waxa aad markaa dharkaaga inta uu soo raaco aad keeni kartaa guriga. Maydho ama badalo dharka kadib marka aad timaado guriga. Waxa aad ku maydhaa dharkaaga shaqada meel ka gaar ah dharka qoyska intiisa kale.
- **Waxyaabaha hiwaayadaha ah** ee aad u isticmaasho liidhka, sida inaad samayso dhoobo ama quruurado, ama inaad ranjiyayso alaabta guriga. La hadal waaxda caafmaadka deegaankaaga wixii macluumaad dheeraad ah ee ku saabsan waxyaabaha aad ku samayso wakhtigaaga aad fraaqada leedahay ee ku jiri kara liidhka.
- **Alaabta lagu ciyaaro** iyo **alaabta guriga** ee qadiimiga ah waxaa dhici karta in lagu ranjiyeeyay liidh. Alaabta qadiimiga ah ee carruurta ku ciyaarto iyo alaabaadka kale ee carruurta waxa ay kamid noqon karaan waxyaabaha leh liidhka.⁴
- Cuntada iyo dareeraha lagu kariyay ama lagu kaydiyay **liidhka kiristalka ah** ama **dhoobada laga sameeyo quruuradaha** waxaa dhici kara inay leeyihiin liidh.
- Dawooyinka qaar, sida “**greta**” iyo “**azarcon**,” ee loo isticmaalo daawaynta caloosha.

⁴ 1978, dawlada federalku waxa ay mamnuucday alaabaadka caruurta ku ciyaarto, alaabaadka kale ee caruurta, iyo alaabta guriga ee la mariiyay ranjiga liidhka leh. 2008, dawlada federalku waxa ay mamnuucday liidhka in badanaa caruurta alaabta la mariyo. Dawlada federalku waxa ay wakhtigan mamnuucday liidhka inuu ka bato 100 ppm miisaabkiisu alaabaadka caruurta.

Xarunta Qaranka ee Macluumaadka Liidhka

Waxa aad barataa sida carruurta looga ilaaliyo sunta liidhka oo waxa aad ka heshaa macluumaad dheeraad ah oo ku saabsan waxyeelada liidhka Websaytka epa.gov/lead iyo hud.gov/lead, ama la hadal **1-800-424-LEAD (5323)**.

Khadka Tooska ah ee Amaanka Biyaha La Cabayo ee EPA

Wixii macluumaad dheeraad ah ee ku saabsan biyaha la cabayo, la hadal **1-800-426-4791**, ama booqo epa.gov/safewater wixii macluumaad dheeraad ah ee liidhka ku jira biyaha la cabayo.

Khadka Taleefanka Tooska ah ee Gudida Badbaadada Alaabta Macmiilka (CPSC)

Wixii macluumaad dheeraad ah ee ku saabsan liidhka ku jira alaabta caruurta ku ciyaaraan iyo alaabaadka macmiilka, ama si looga warbixiyo alaabta macmiilka ee aan amaanka ahayn ama dhaawac la xidhiidha alaabta, la hadal **1-800-638-2772**, ama booqo websaytka CPSC cpsc.gov ama saferproducts.gov.

Hay'adaha Bay'ada iyo Caafmaadka ee Gobolka iyo Deegaanka

Gobolada, qabiilada, iyo magaalada qaar waxa ay leeyihiin shuruuc u gaar ah oo la xidhiidha ranjiga liidhka leh. Waxa aad ka eegtaa hay'adaha deegaanka si aad u aragto shuruucda khuseeya kuwaas. Badanaa hay'adaha waxa sidoo kale laga helaa macluumaadka ku saabsan shirkadaha yareeya liidhka ee aagaaga, iyo meelaha ay macquul tahay in laga helo kaalmada dhaqaale ee yaraynta waxyeelada liidhka. Waxa aad ka heshaa macluumaadka cinwaanka iyo taleefanka saxda ah ee cida lagala xidhiidhayo gobolkaaga ama deegaankaaga Websaytka epa.gov/lead, ama kala xidhiidh Xarunta Macluumaadka Liidhka Qaran **1-800-424-LEAD**.

Dadka hadalka ama maqalku ku adag yahay waxa ay isticmaali karaan mid ka mid ah lambarada taleefanka ee ku qoron buug-yarahan ee TTY iyada oo markaa kala hadlaya Adeegyada Curyaamiinta ee Federalka **1-800-877-8339**.

Maraykanka (ERA)

Shaqada EPA waxa weeye in lagu ilaaliyo caafmaadka bini'aadanka iyo deegaanka. Xafiska EPA ee Deegaanka waxa uu bixin karaa macluumaad dheeraad ah oo ku saabsan shuruucda iyo barnaamijyada ilaalinta liidhka.

Deegaanka 1 (Connecticut, Massachusetts, Maine, New Hampshire, Rhode Island, Vermont)

La Xidhiidh Liidhka Deegaanka
U.S. EPA Region 1
5 Post Ofce Square, Suite 100, OES 05-4
Boston, MA 02109-3912
(888) 372-7341

Deegaanka 2 (New Jersey, New York, Puerto Rico, Virgin Islands)

La Xidhiidh Liidhka Deegaanka
U.S. EPA Region 2
2890 Woodbridge Avenue
Building 205, Mail Stop 225
Edison, NJ 08837-3679
(732) 906-6809

Deegaanka 3 (Delaware, Maryland, Pennsylvania, Virginia, DC, West Virginia)

La Xidhiidh Liidhka Deegaanka
U.S. EPA Region 3
1650 Arch Street
Philadelphia, PA 19103
(215) 814-2088

Deegaanka 4 (Alabama, Florida, Georgia, Kentucky, Mississippi, North Carolina, South Carolina, Tennessee)

La Xidhiidh Liidhka Deegaanka
U.S. EPA Region 4
AFC Tower, 12th Floor, Air, Pesticides & Toxics
61 Forsyth Street, SW
Atlanta, GA 30303
(404) 562-8998

Deegaanka (Illinois, Indiana, Michigan, Minnesota, Ohio, Wisconsin)

La Xidhiidh Liidhka Deegaanka
U.S. EPA Region 5 (LL-17J)
77 West Jackson Boulevard
Chicago, IL 60604-3666
(312) 353-3808

Deegaanka 6 (Arkansas, Louisiana, New Mexico, Oklahoma, Texas, and 66 Tribes)

La Xidhiidh Liidhka Deegaanka
U.S. EPA Region 6
1445 Ross Avenue, 12th Floor
Dallas, TX 75202-2733
(214) 665-2704

Deegaanka 7 (Iowa, Kansas, Missouri, Nebraska)

La Xidhiidh Liidhka Deegaanka
U.S. EPA Region 7
11201 Renner Blvd.
Lenexa, KS 66219
(800) 223-0425

Deegaanka 8 (Colorado, Montana, North Dakota, South Dakota, Utah, Wyoming)

La Xidhiidh Liidhka Deegaanka
U.S. EPA Region 8
1595 Wynkoop St.
Denver, CO 80202
(303) 312-6966

Deegaanka 9 (Arizona, California, Hawaii, Nevada)

La Xidhiidh Liidhka Deegaanka
U.S. EPA Region 9 (CMD-4-2)
75 Hawthorne Street
San Francisco, CA 94105
(415) 947-4280

Deegaanka 10 (Alaska, Idaho, Oregon, Washington)

La Xidhiidh Liidhka Deegaanka
U.S. EPA Region 10 (20-C04)
Air and Toxics Enforcement Section
1200 Sixth Avenue, Suite 155
Seattle, WA 98101
(206) 553-1200

Gudida Badbaadada Alaabta Macmiilka (CPSC)

CPSC waxa uu dadka ka ilaaliyaa khatarta dhaawaca bilaa sababta ah ee macmiilka taas oo markaa loo marayo waxbarasho, hawlaha heerarka badbaadada, iyo xoojinta. La xidhiidh CPSC ee macluumaadka dheeraadka ah ee ku saabsan badbaadada iyo shuruucda alaabta macmiilka.

CPSC

4330 East West Highway

Bethesda, MD 20814-4421

1-800-638-2772

cpsc.gov ama saferproducts.gov

Waaxda Maraykanka ee Hormarka Guryaynta iyo Magaalada(HUD)

Shaqada HUD waxaa weeye inay abuurto bulsho xoogan, joogto ah, oo loo dhan yahay iyo guryo tayo leh oo cid walbaaba awoodi karo. Kala xidhiidh Xafiska HUD ee Xakameynta Lead Hazard iyo Guryo Caafmaad qaba wixii macluumaad dheeraad ah ee ku saabsan Shuruucda Guryaynta ee Badbaadada Liidhka, taas oo markaa ilaalinaysa qoysaska degan guryaha la dhisay wixii ka horeeyay 1978 ee guryaha kaalmada, iyo xakamaynta waxyeelada liidhka iyo barnaamijka deeqda lacagta daraasada.

HUD

451 Seventh Street, SW, Room 8236

Washington, DC 20410-3000

(202) 402-7698

hud.gov/lead

Waraaqahan waxaa ay ku jiraan meel cid walba ka heli karto. Waxa ay shakhsiyaadka ama hay'ado badan karaan iyaga oo aan wax fasax ah dalban. Macluumaadka lagu bixiyay waraaqagan waxa uu ku salaysan yahay macluumaadka sayniska iyo farsamo ee wakhtigan ee arrimaha lagu soo bandhigay oo waxa ay muujinayaan xuduuda maamul ee uu sameeyay sahrigga maamulida ee hay'adaha dawlada. Kadib talada la bixiyay kadib maaha daruuri inuu bixiyo ilaalo dhamaystiran oo dhamaan xaalada ah ama waxyeelada caafimaadka oo dhan kaas oo markaa keeni kara in uu qofka soo gaadho liidhku.

MUHIIM!

Liidhka Rinjiga Gacmaha, Dhaska iyo Ciida ee Gurigaaga ku Xeeran Waxa uu Noqon Karaa Khatar Hadii Aan Si Munaasab ah Loo Maamulin

- Caruurta kayar 6 sano jirka ayaa khatarta ugu badan ugu jira sunta liidhka ee gurigaaga.
- Liidhku waxa uu waxyeeli karaa caruurta yaryar iyo sabiyada kahor xataa inta ayna dhalan.
- Guryaha, dugsiyada, iyo xarumaha daryeelka ilmaha ee la dhisay wixii ka horeeya 1978 waxa ay u badan yihiin inay leeyihiin riji leh liidhka.
- Xataa caruurta u muuqda inay caafmaad qabaan waxa ay yeelan karaan heer khatar ah oo liidhka oo jidhkooda ah.
- Waxyeelaynta meelaha leh raniga leh liidhka ama in meesha laga saaro ranjiga liidhka leh in si munaasab ah looga tirtiro waxa uu kordhin karaan khatarta qoyska.
- Dadka waxaa ay yeelan karaan liidhka oo gala jidhkooda iyada oo markaa la neefsanaya ama la liqaya dhaska liidhka, ama iyaga oo cunaya ciida ama ranjiga leh liidhku.
- Dadku waxa ay leeyihiin ikhtiyaaro badan oo markaa ay ku yarayn karaan khatarta liidhka. Guud ahaan, ranjiga leh liidhka ee xaaladiisu wanaagsan tahay ma lahan waxyeelo (eeg bogga 10).

Appendix 3

Lessor Disclosure Documentation Forms

Appendix 4

Lead Disclosure Rule Compliance Checklist

**EPA/HUD LEAD DISCLOSURE RULE
LEASING COMPLIANCE CHECKLIST**

Syracuse Housing Authority Development: _____

Dwelling Unit Address: _____

Lease Start Date: _____

Syracuse Housing Authority Authorized Representative

1. I understand that I am obligated to comply with Syracuse Housing Authority's (SHA) Lead Disclosure Rule Compliance Plan.

Initial: _____ Date: _____

2. All available records and reports relating to lead-based paint and/or lead-based paint hazards in the housing were provided to the lessee.

Date provided: _____ Initial: _____ Not Applicable: _____

Note: _____

3. I have provided the pamphlet titled Protect Your Family from Lead in Your Home to the lessee.

Date provided: _____ Initial: _____ Not Applicable: _____

Note: _____

4. The lessee was provided with SHA's Lead Disclosure Form, which was filled out accurately, to the best of my knowledge and belief, and signed by an authorized representative of SHA.

Date provided: _____ Initial: _____ Not Applicable: _____

Note: _____

5. A copy of the SHA Lead Disclosure Form has been filed in the SHA Property Management Office.

Date provided: _____ Initial: _____ Not Applicable: _____

Note: _____

6. I understand that the Lead Disclosure Form must be retained in the Property Management Office for at least three (3) years from the start of the lease period. A copy of the SHA Lead Disclosure Form has been filed in the SHA Property Management Office.

Date provided: _____ Initial: _____ Not Applicable: _____ Note: _____



**EPA/HUD LEAD DISCLOSURE RULE
LEASING COMPLIANCE CHECKLIST**

(Continued)

7. **For Lease Renewals Only:** SHA has complied with the Lead Disclosure Rule during the lease renewal process and has provided all new information, if applicable, that has come into the possession of SHA that was not previously disclosed to the lessee.

Date provided: _____ Initial: _____ Not Applicable: _ Note:

Certification

I certify under penalty of law that the information provided above is true and accurate to the best of my knowledge and belief.

Name: _____
SHA Authorized Representative

Signature: _____

Date: _____